

# NIU in Senate District 1



Senator **Javier L. Cervantes**

## NIU's Impact on the District

By the Numbers

**126** 2025 Students Enrolled.  
**799** Alumni.

**77** Receive MAP Grants.  
**77** Receive Pell Grants.

**7** Employees.  
**23** Vendors.

2025 Degrees Conferred

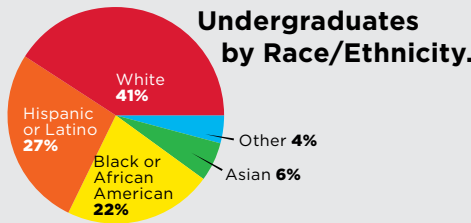
**13** Undergraduate.

**5** Graduate.

### Fall 2025 Enrollment Highlights

**16,078** Students.

**12,118** Undergraduate.  
**3,608** Graduate.  
**352** College of Law.



**4%** increase in enrollment.

Highest reenrollment rate in **25 years.**



**94%** undergraduates are Illinois residents.

### Financial Aid



**49%** undergraduates are Pell-eligible.

**46%** undergraduates receive MAP.

**86%** Huskie undergraduates receive financial aid.

**48%** undergraduates pay no tuition or fees thanks to AIM HIGH Huskie Pledge.

**\$30.2 million** in NIU-funded scholarships and grants to undergraduate students.



Northern Illinois University

### NIU State Relations

Katie Davison  
Director of State Relations  
kdavison@niu.edu  
[go.niu.edu/state-relations](http://go.niu.edu/state-relations)

# NIU in Senate District 2



Senator **Omar Aquino**

## NIU's Impact on the District

By the Numbers

**83** 2025 Students Enrolled.  
**799** Alumni.

**53** Receive MAP Grants.  
**62** Receive Pell Grants.

**11** Employees.  
**34** Vendors.

2025 Degrees Conferred

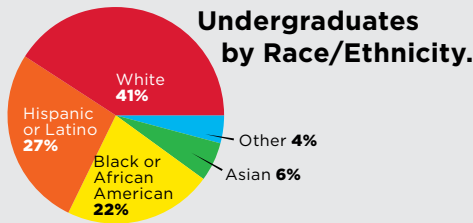
**10** Undergraduate.

**5** Graduate.

### Fall 2025 Enrollment Highlights

**16,078** Students.

**12,118** Undergraduate.  
**3,608** Graduate.  
**352** College of Law.



### Financial Aid



**49%** undergraduates are Pell-eligible.

**46%** undergraduates receive MAP.

**86%** Huskie undergraduates receive financial aid.

**48%** undergraduates pay no tuition or fees thanks to AIM HIGH Huskie Pledge.

**\$30.2 million** in NIU-funded scholarships and grants to undergraduate students.



**4%** increase in enrollment.

Highest reenrollment rate in **25 years.**



**94%** undergraduates are Illinois residents.




Northern Illinois University

### NIU State Relations

Katie Davison  
Director of State Relations  
kdavison@niu.edu  
[go.niu.edu/state-relations](http://go.niu.edu/state-relations)

# NIU in Senate District 3



Senator **Mattie Hunter**

## NIU's Impact on the District

By the Numbers

**165** 2025 Students Enrolled.  
**900** Alumni.

**114** Receive MAP Grants.  
**127** Receive Pell Grants.

**11** Employees.  
**399** Vendors.

2025 Degrees Conferred

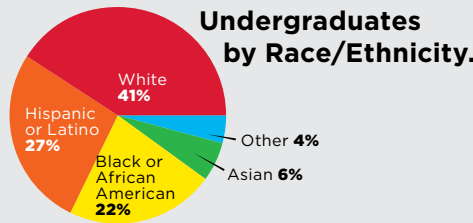
**6** Undergraduate.

**5** Graduate.

### Fall 2025 Enrollment Highlights

**16,078** Students.

**12,118** Undergraduate.  
**3,608** Graduate.  
**352** College of Law.



### Financial Aid



**49%** undergraduates are Pell-eligible.

**46%** undergraduates receive MAP.

**86%** Huskie undergraduates receive financial aid.

**48%** undergraduates pay no tuition or fees thanks to AIM HIGH Huskie Pledge.

**\$30.2 million** in NIU-funded scholarships and grants to undergraduate students.



**4%** increase in enrollment.

Highest reenrollment rate in **25 years.**



**94%** undergraduates are Illinois residents.




Northern Illinois University

### NIU State Relations

Katie Davison  
Director of State Relations  
kdavison@niu.edu  
[go.niu.edu/state-relations](http://go.niu.edu/state-relations)

# NIU in Senate District 4



Senator **Kimberly A. Lightford**

## NIU's Impact on the District

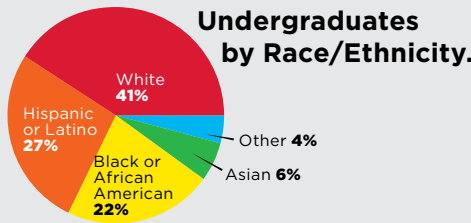
By the Numbers	<b>182</b> 2025 Students Enrolled.	<b>112</b> Receive MAP Grants.	<b>16</b> Employees.
	<b>2,130</b> Alumni.	<b>121</b> Receive Pell Grants.	<b>61</b> Vendors.
<hr/>			
2025 Degrees Conferred	<b>19</b> Undergraduate.	<b>9</b> Graduate.	

### Fall 2025 Enrollment Highlights

# 16,078

## Students.

**12,118** Undergraduate.  
**3,608** Graduate.  
**352** College of Law.



### Financial Aid



**49%** undergraduates are Pell-eligible.

**46%** undergraduates receive MAP.

**86%** Huskie undergraduates receive financial aid.

**48%** undergraduates pay no tuition or fees thanks to AIM HIGH Huskie Pledge.

**\$30.2 million** in NIU-funded scholarships and grants to undergraduate students.



**4%** increase in enrollment.

Highest reenrollment rate in **25 years.**



**94%** undergraduates are Illinois residents.



Northern Illinois University

### NIU State Relations

Katie Davison  
 Director of State Relations  
 kdavison@niu.edu  
[go.niu.edu/state-relations](http://go.niu.edu/state-relations)

# NIU in Senate District 5



Senator **Lakesia Collins**

## NIU's Impact on the District

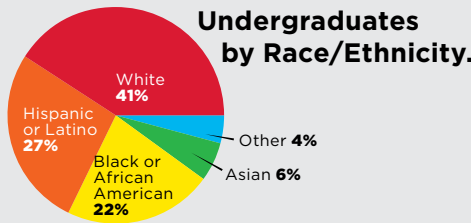
**By the Numbers**

<b>139</b> 2025 Students Enrolled.	<b>101</b> Receive MAP Grants.	<b>14</b> Employees.
<b>1,000</b> Alumni.	<b>111</b> Receive Pell Grants.	<b>136</b> Vendors.
<b>2025 Degrees Conferred</b>	<b>13</b> Undergraduate.	<b>1</b> Graduate.

### Fall 2025 Enrollment Highlights

# 16,078 Students.

**12,118** Undergraduate.  
**3,608** Graduate.  
**352** College of Law.



### Financial Aid



**49%** undergraduates are **Pell-eligible**.

**46%** undergraduates receive **MAP**.

**86%** Huskie undergraduates receive **financial aid**.

**48%** undergraduates pay no tuition or fees thanks to **AIM HIGH Huskie Pledge**.

**\$30.2 million** in NIU-funded scholarships and grants to undergraduate students.



**4%** increase in enrollment.

Highest reenrollment rate in **25 years.**



**94%** undergraduates are Illinois residents.




Northern Illinois University

### NIU State Relations

Katie Davison  
 Director of State Relations  
 kdavison@niu.edu  
[go.niu.edu/state-relations](http://go.niu.edu/state-relations)

# NIU in Senate District 6



Senator **Sara Feigenholtz**

## NIU's Impact on the District

By the Numbers

**24** 2025 Students Enrolled.  
**1,413** Alumni.

**6** Receive MAP Grants.  
**8** Receive Pell Grants.

**13** Employees.  
**52** Vendors.

2025 Degrees Conferred

**2** Undergraduate.

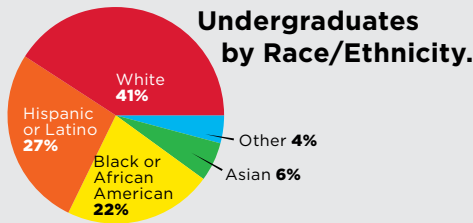
**7** Graduate.

### Fall 2025 Enrollment Highlights

# 16,078

Students.

**12,118** Undergraduate.  
**3,608** Graduate.  
**352** College of Law.



### Financial Aid



**49%** undergraduates are Pell-eligible.

**46%** undergraduates receive MAP.

**86%** Huskie undergraduates receive financial aid.


**48%** undergraduates pay no tuition or fees thanks to AIM HIGH Huskie Pledge.

**\$30.2 million** in NIU-funded scholarships and grants to undergraduate students.



**4%** increase in enrollment.

Highest reenrollment rate in **25 years.**



**94%** undergraduates are Illinois residents.



Northern Illinois University

### NIU State Relations

Katie Davison  
Director of State Relations  
kdavison@niu.edu  
[go.niu.edu/state-relations](http://go.niu.edu/state-relations)

# NIU in Senate District 7



Senator **Mike Simmons**

## NIU's Impact on the District

**By the Numbers**

<b>73</b> 2025 Students Enrolled.	<b>34</b> Receive MAP Grants.	<b>24</b> Employees.
<b>1,264</b> Alumni.	<b>40</b> Receive Pell Grants.	<b>70</b> Vendors.

---

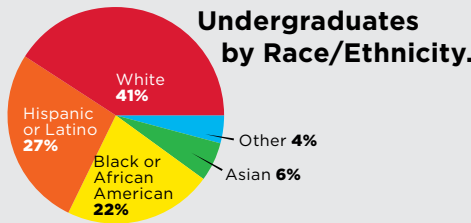
**2025 Degrees Conferred**

<b>6</b> Undergraduate.	<b>3</b> Graduate.
-------------------------	--------------------

### Fall 2025 Enrollment Highlights

# 16,078 Students.

**12,118** Undergraduate.  
**3,608** Graduate.  
**352** College of Law.



### Financial Aid



**49%** undergraduates are **Pell-eligible**.

**46%** undergraduates receive **MAP**.

**86%** Huskie undergraduates receive **financial aid**.

**48%** undergraduates pay no tuition or fees thanks to **AIM HIGH Huskie Pledge**.

**\$30.2 million** in NIU-funded scholarships and grants to undergraduate students.



**4%** increase in enrollment.

Highest reenrollment rate in **25 years.**



**94%** undergraduates are Illinois residents.




Northern Illinois University

### NIU State Relations

Katie Davison  
 Director of State Relations  
 kdavison@niu.edu  
[go.niu.edu/state-relations](http://go.niu.edu/state-relations)

# NIU in Senate District 8



Senator **Ram Villivalam**

## NIU's Impact on the District

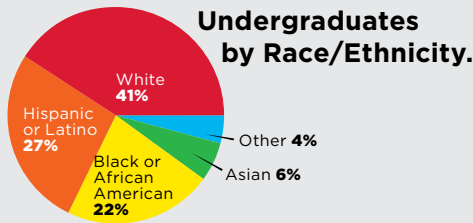
By the Numbers	<b>92</b> 2025 Students Enrolled.	<b>32</b> Receive MAP Grants.	<b>8</b> Employees.
	<b>1,441</b> Alumni.	<b>42</b> Receive Pell Grants.	<b>46</b> Vendors.
2025 Degrees Conferred	<b>11</b> Undergraduate.	<b>4</b> Graduate.	

### Fall 2025 Enrollment Highlights

# 16,078

## Students.

**12,118** Undergraduate.  
**3,608** Graduate.  
**352** College of Law.



### Financial Aid



**49%** undergraduates are **Pell-eligible**.

**46%** undergraduates receive **MAP**.

**86%** Huskie undergraduates receive **financial aid**.

**48%** undergraduates pay no tuition or fees thanks to **AIM HIGH Huskie Pledge**.

**\$30.2 million** in NIU-funded scholarships and grants to undergraduate students.



**4%** increase in enrollment.

Highest reenrollment rate in **25 years.**



**94%** undergraduates are Illinois residents.



Northern Illinois University

### NIU State Relations

Katie Davison  
 Director of State Relations  
 kdavison@niu.edu  
[go.niu.edu/state-relations](http://go.niu.edu/state-relations)

# NIU in Senate District 9



Senator **Laura Fine**

## NIU's Impact on the District

By the Numbers

**87** 2025 Students Enrolled.  
**1,911** Alumni.

**26** Receive MAP Grants.  
**33** Receive Pell Grants.

**13** Employees.  
**76** Vendors.

2025 Degrees Conferred

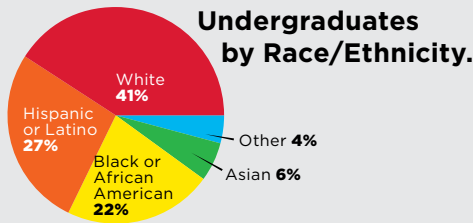
**11** Undergraduate.

**12** Graduate.

### Fall 2025 Enrollment Highlights

**16,078** Students.

**12,118** Undergraduate.  
**3,608** Graduate.  
**352** College of Law.



### Financial Aid



**49%** undergraduates are Pell-eligible.

**46%** undergraduates receive MAP.

**86%** Huskie undergraduates receive financial aid.

**48%** undergraduates pay no tuition or fees thanks to AIM HIGH Huskie Pledge.

**\$30.2 million** in NIU-funded scholarships and grants to undergraduate students.



**4%** increase in enrollment.

Highest reenrollment rate in **25 years.**



**94%** undergraduates are Illinois residents.




Northern Illinois University

### NIU State Relations

Katie Davison  
Director of State Relations  
kdavison@niu.edu  
[go.niu.edu/state-relations](http://go.niu.edu/state-relations)

# NIU in Senate District 10



Senator **Robert F. Martwick**

## NIU's Impact on the District

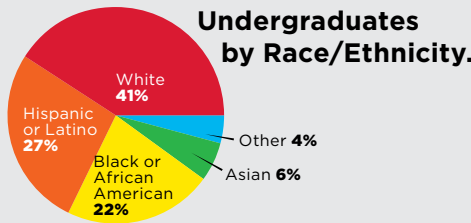
By the Numbers	<b>122</b> 2025 Students Enrolled.	<b>37</b> Receive MAP Grants.	<b>8</b> Employees.
	<b>1,537</b> Alumni.	<b>49</b> Receive Pell Grants.	<b>43</b> Vendors.
2025 Degrees Conferred	<b>20</b> Undergraduate.	<b>8</b> Graduate.	

### Fall 2025 Enrollment Highlights

# 16,078

## Students.

**12,118** Undergraduate.  
**3,608** Graduate.  
**352** College of Law.



### Financial Aid



**49%** undergraduates are Pell-eligible.

**46%** undergraduates receive MAP.

**86%** Huskie undergraduates receive financial aid.

**48%** undergraduates pay no tuition or fees thanks to AIM HIGH Huskie Pledge.

**\$30.2 million** in NIU-funded scholarships and grants to undergraduate students.



**4%** increase in enrollment.

Highest reenrollment rate in **25 years.**



**94%** undergraduates are Illinois residents.



Northern Illinois University

### NIU State Relations

Katie Davison  
 Director of State Relations  
 kdavison@niu.edu  
[go.niu.edu/state-relations](http://go.niu.edu/state-relations)

# NIU in Senate District 11



Senator **Mike Porfirio**

## NIU's Impact on the District

By the Numbers

**123** 2025 Students Enrolled.  
**982** Alumni.

**68** Receive MAP Grants.  
**80** Receive Pell Grants.

**4** Employees.  
**23** Vendors.

2025 Degrees Conferred

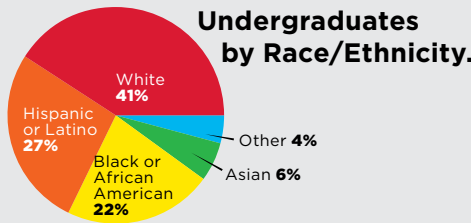
**15** Undergraduate.

**3** Graduate.

### Fall 2025 Enrollment Highlights

**16,078** Students.

**12,118** Undergraduate.  
**3,608** Graduate.  
**352** College of Law.



### Financial Aid



**49%** undergraduates are Pell-eligible.

**46%** undergraduates receive MAP.

**86%** Huskie undergraduates receive financial aid.

**48%** undergraduates pay no tuition or fees thanks to AIM HIGH Huskie Pledge.

**\$30.2 million** in NIU-funded scholarships and grants to undergraduate students.



**4%** increase in enrollment.

Highest reenrollment rate in **25 years.**



**94%** undergraduates are Illinois residents.



Northern Illinois University

### NIU State Relations

Katie Davison  
Director of State Relations  
kdavison@niu.edu  
[go.niu.edu/state-relations](http://go.niu.edu/state-relations)

# NIU in Senate District 12



Senator **Celina Villanueva**

## NIU's Impact on the District

By the Numbers

**99** 2025 Students Enrolled.  
**404** Alumni.

**81** Receive MAP Grants.  
**84** Receive Pell Grants.

**2** Employees.  
**30** Vendors.

2025 Degrees Conferred

**9** Undergraduate.

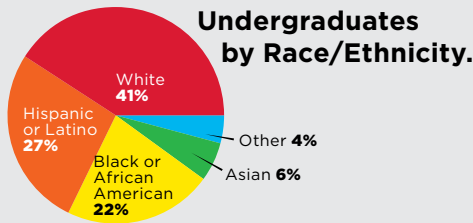
**7** Graduate.

### Fall 2025 Enrollment Highlights

# 16,078

Students.

**12,118** Undergraduate.  
**3,608** Graduate.  
**352** College of Law.



### Financial Aid



**49%** undergraduates are Pell-eligible.

**46%** undergraduates receive MAP.

**86%** Huskie undergraduates receive financial aid.

**48%** undergraduates pay no tuition or fees thanks to AIM HIGH Huskie Pledge.

**\$30.2 million** in NIU-funded scholarships and grants to undergraduate students.



**4%** increase in enrollment.

Highest reenrollment rate in **25 years.**



**94%** undergraduates are Illinois residents.




Northern Illinois University

### NIU State Relations

Katie Davison  
Director of State Relations  
kdavison@niu.edu  
[go.niu.edu/state-relations](http://go.niu.edu/state-relations)

# NIU in Senate District 13



Senator **Robert Peters**

## NIU's Impact on the District

By the Numbers

**150** 2025 Students Enrolled.  
**1,008** Alumni.

**112** Receive MAP Grants.  
**117** Receive Pell Grants.

**9** Employees.  
**89** Vendors.

2025 Degrees Conferred

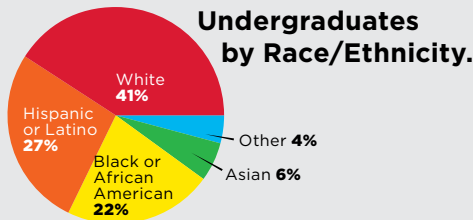
**15** Undergraduate.

**5** Graduate.

### Fall 2025 Enrollment Highlights

**16,078** Students.

**12,118** Undergraduate.  
**3,608** Graduate.  
**352** College of Law.



**4%** increase in enrollment.

Highest reenrollment rate in **25 years.**



**94%** undergraduates are Illinois residents.

### Financial Aid



**49%** undergraduates are Pell-eligible.

**46%** undergraduates receive MAP.

**86%** Huskie undergraduates receive financial aid.

**48%** undergraduates pay no tuition or fees thanks to AIM HIGH Huskie Pledge.

**\$30.2 million** in NIU-funded scholarships and grants to undergraduate students.



Northern Illinois University

### NIU State Relations

Katie Davison  
Director of State Relations  
kdavison@niu.edu  
[go.niu.edu/state-relations](http://go.niu.edu/state-relations)

# NIU in Senate District 14



Senator **Emil Jones III**

## NIU's Impact on the District

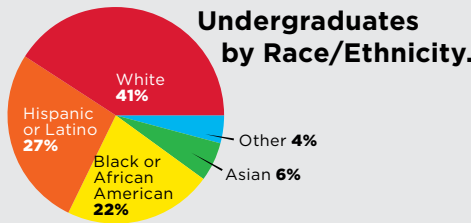
By the Numbers	<b>252</b> 2025 Students Enrolled.	<b>153</b> Receive MAP Grants.	<b>3</b> Employees.
	<b>1,674</b> Alumni.	<b>178</b> Receive Pell Grants.	<b>25</b> Vendors.
<hr/>			
2025 Degrees Conferred	<b>32</b> Undergraduate.	<b>2</b> Graduate.	

### Fall 2025 Enrollment Highlights

# 16,078

## Students.

**12,118** Undergraduate.  
**3,608** Graduate.  
**352** College of Law.



### Financial Aid



**49%** undergraduates are **Pell-eligible**.

**46%** undergraduates receive **MAP**.

**86%** Huskie undergraduates receive **financial aid**.

**48%** undergraduates pay no tuition or fees thanks to **AIM HIGH Huskie Pledge**.

**\$30.2 million** in NIU-funded scholarships and grants to undergraduate students.



**4%** increase in enrollment.

Highest reenrollment rate in **25 years.**



**94%** undergraduates are Illinois residents.



Northern Illinois University

### NIU State Relations

Katie Davison  
 Director of State Relations  
 kdavison@niu.edu  
[go.niu.edu/state-relations](http://go.niu.edu/state-relations)

# NIU in Senate District 15



Senator **Napoleon Harris III**

## NIU's Impact on the District

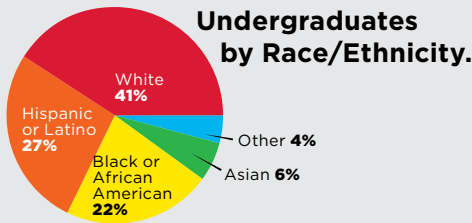
**By the Numbers**

<b>243</b> 2025 Students Enrolled.	<b>149</b> Receive MAP Grants.	<b>8</b> Employees.
<b>1,635</b> Alumni.	<b>175</b> Receive Pell Grants.	<b>23</b> Vendors.
<b>2025 Degrees Conferred</b>	<b>25</b> Undergraduate.	<b>6</b> Graduate.

### Fall 2025 Enrollment Highlights

# 16,078 Students.

**12,118** Undergraduate.  
**3,608** Graduate.  
**352** College of Law.



### Financial Aid



**49%** undergraduates are **Pell-eligible**.

**46%** undergraduates receive **MAP**.

**86%** Huskie undergraduates receive **financial aid**.

**48%** undergraduates pay no tuition or fees thanks to **AIM HIGH Huskie Pledge**.

**\$30.2 million** in NIU-funded scholarships and grants to undergraduate students.



**4%** increase in enrollment.

Highest reenrollment rate in **25 years.**



**94%** undergraduates are Illinois residents.



Northern Illinois University

### NIU State Relations

Katie Davison  
 Director of State Relations  
 kdavison@niu.edu  
[go.niu.edu/state-relations](http://go.niu.edu/state-relations)

# NIU in Senate District 16



Senator **Willie Preston**

## NIU's Impact on the District

By the Numbers

**244** 2025 Students Enrolled.

**163** Receive MAP Grants.

**8** Employees.

**918** Alumni.

**181** Receive Pell Grants.

**30** Vendors.

2025 Degrees Conferred

**24** Undergraduate.

**3** Graduate.

### Fall 2025 Enrollment Highlights

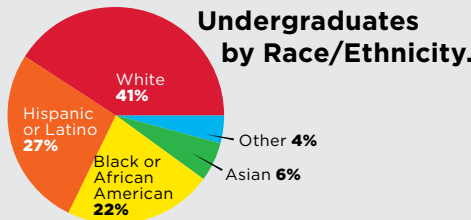
# 16,078

Students.

**12,118** Undergraduate.

**3,608** Graduate.

**352** College of Law.



### Financial Aid



**49%** undergraduates are Pell-eligible.

**46%** undergraduates receive MAP.

**86%** Huskie undergraduates receive financial aid.

**48%** undergraduates pay no tuition or fees thanks to AIM HIGH Huskie Pledge.

**\$30.2 million** in NIU-funded scholarships and grants to undergraduate students.



**4%** increase in enrollment.

Highest reenrollment rate in **25 years.**



**94%**

undergraduates are Illinois residents.

### NIU State Relations

Katie Davison

Director of State Relations

[kdavison@niu.edu](mailto:kdavison@niu.edu)

[go.niu.edu/state-relations](http://go.niu.edu/state-relations)



Northern Illinois University

# NIU in Senate District 17



Senator **Elgie R. Sims Jr.**

## NIU's Impact on the District

**By the Numbers**

<b>249</b> 2025 Students Enrolled.	<b>170</b> Receive MAP Grants.	<b>6</b> Employees.
<b>1,052</b> Alumni.	<b>199</b> Receive Pell Grants.	<b>26</b> Vendors.

---

**2025 Degrees Conferred**

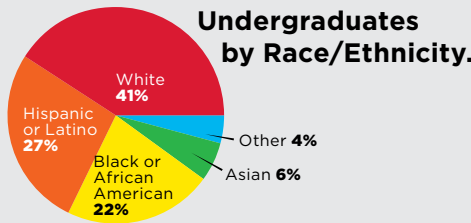
<b>24</b> Undergraduate.	<b>8</b> Graduate.
--------------------------	--------------------

### Fall 2025 Enrollment Highlights

# 16,078

## Students.

**12,118** Undergraduate.  
**3,608** Graduate.  
**352** College of Law.



### Financial Aid



**49%** undergraduates are **Pell-eligible**.

**46%** undergraduates receive **MAP**.

**86%** Huskie undergraduates receive **financial aid**.

**48%** undergraduates pay no tuition or fees thanks to **AIM HIGH Huskie Pledge**.

**\$30.2 million** in NIU-funded scholarships and grants to undergraduate students.



**4%** increase in enrollment.

Highest reenrollment rate in **25 years.**



**94%** undergraduates are Illinois residents.



Northern Illinois University

### NIU State Relations

Katie Davison  
 Director of State Relations  
 kdavison@niu.edu  
[go.niu.edu/state-relations](http://go.niu.edu/state-relations)

# NIU in Senate District 18



Senator **Bill Cunningham**

## NIU's Impact on the District

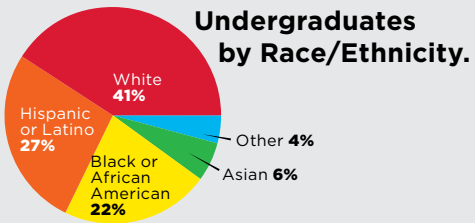
**By the Numbers**

<b>194</b> 2025 Students Enrolled.	<b>77</b> Receive MAP Grants.	<b>8</b> Employees.
<b>2,544</b> Alumni.	<b>86</b> Receive Pell Grants.	<b>23</b> Vendors.
<b>2025 Degrees Conferred</b>	<b>19</b> Undergraduate.	<b>7</b> Graduate.

### Fall 2025 Enrollment Highlights

# 16,078 Students.

**12,118** Undergraduate.  
**3,608** Graduate.  
**352** College of Law.



### Financial Aid



**49%** undergraduates are **Pell-eligible**.

**46%** undergraduates receive **MAP**.

**86%** Huskie undergraduates receive **financial aid**.

**48%** undergraduates pay no tuition or fees thanks to **AIM HIGH Huskie Pledge**.

**\$30.2 million** in NIU-funded scholarships and grants to undergraduate students.



**4%** increase in enrollment.

Highest reenrollment rate in **25 years.**



**94%** undergraduates are Illinois residents.



Northern Illinois University

**NIU State Relations**  
 Katie Davison  
 Director of State Relations  
 kdavison@niu.edu  
[go.niu.edu/state-relations](http://go.niu.edu/state-relations)

# NIU in Senate District 19



Senator **Michael E. Hastings**

## NIU's Impact on the District

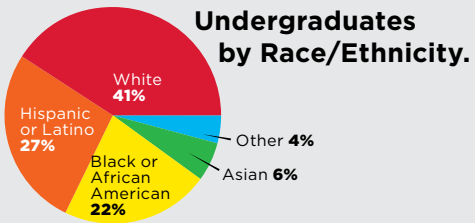
**By the Numbers**

<b>272</b> 2025 Students Enrolled.	<b>111</b> Receive MAP Grants.	<b>10</b> Employees.
<b>3,540</b> Alumni.	<b>140</b> Receive Pell Grants.	<b>50</b> Vendors.
<b>2025 Degrees Conferred</b>	<b>35</b> Undergraduate.	<b>7</b> Graduate.

### Fall 2025 Enrollment Highlights

# 16,078 Students.

**12,118** Undergraduate.  
**3,608** Graduate.  
**352** College of Law.



### Financial Aid



**49%** undergraduates are Pell-eligible.

**46%** undergraduates receive MAP.

**86%** Huskie undergraduates receive financial aid.

**48%** undergraduates pay no tuition or fees thanks to AIM HIGH Huskie Pledge.

**\$30.2 million** in NIU-funded scholarships and grants to undergraduate students.



**4%** increase in enrollment.

Highest reenrollment rate in **25 years.**



**94%** undergraduates are Illinois residents.



Northern Illinois University

**NIU State Relations**  
 Katie Davison  
 Director of State Relations  
 kdavison@niu.edu  
[go.niu.edu/state-relations](http://go.niu.edu/state-relations)

# NIU in Senate District 20



Senator **Graciela Guzmán**

## NIU's Impact on the District

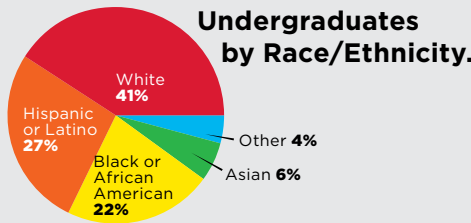
### By the Numbers

<b>71</b> 2025 Students Enrolled.	<b>41</b> Receive MAP Grants.	<b>7</b> Employees.
<b>918</b> Alumni.	<b>46</b> Receive Pell Grants.	<b>34</b> Vendors.
<b>2025 Degrees Conferred</b>	<b>2</b> Undergraduate.	<b>5</b> Graduate.

### Fall 2025 Enrollment Highlights

# 16,078 Students.

**12,118** Undergraduate.  
**3,608** Graduate.  
**352** College of Law.



### Financial Aid



**49%** undergraduates are Pell-eligible.

**46%** undergraduates receive MAP.

**86%** Huskie undergraduates receive financial aid.

**48%** undergraduates pay no tuition or fees thanks to AIM HIGH Huskie Pledge.

**\$30.2 million** in NIU-funded scholarships and grants to undergraduate students.



**4%** increase in enrollment.

Highest reenrollment rate in **25 years.**



**94%** undergraduates are Illinois residents.



Northern Illinois University

### NIU State Relations

Katie Davison  
 Director of State Relations  
 kdavison@niu.edu  
[go.niu.edu/state-relations](http://go.niu.edu/state-relations)

# NIU in Senate District 21



Senator **Laura Ellman**

## NIU's Impact on the District

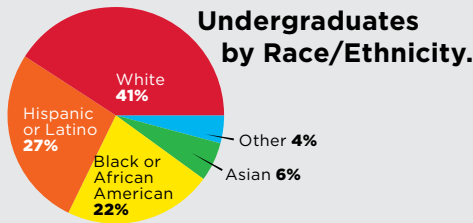
**By the Numbers**

<b>298</b> 2025 Students Enrolled.	<b>70</b> Receive MAP Grants.	<b>103</b> Employees.
<b>6,674</b> Alumni.	<b>92</b> Receive Pell Grants.	<b>195</b> Vendors.
<b>2025 Degrees Conferred</b>	<b>55</b> Undergraduate.	<b>19</b> Graduate.

### Fall 2025 Enrollment Highlights

# 16,078 Students.

**12,118** Undergraduate.  
**3,608** Graduate.  
**352** College of Law.



### Financial Aid



**49%** undergraduates are Pell-eligible.

**46%** undergraduates receive MAP.

**86%** Huskie undergraduates receive financial aid.

**48%** undergraduates pay no tuition or fees thanks to AIM HIGH Huskie Pledge.

**\$30.2 million** in NIU-funded scholarships and grants to undergraduate students.



**4%** increase in enrollment.

Highest reenrollment rate in **25 years.**



**94%** undergraduates are Illinois residents.



Northern Illinois University

### NIU State Relations

Katie Davison  
 Director of State Relations  
 kdavison@niu.edu  
[go.niu.edu/state-relations](http://go.niu.edu/state-relations)

# NIU in Senate District 22



Senator **Cristina Castro**

## NIU's Impact on the District

**By the Numbers**

<b>505</b> 2025 Students Enrolled.	<b>227</b> Receive MAP Grants.	<b>15</b> Employees.
<b>3,574</b> Alumni.	<b>271</b> Receive Pell Grants.	<b>59</b> Vendors.

---

**2025 Degrees Conferred**

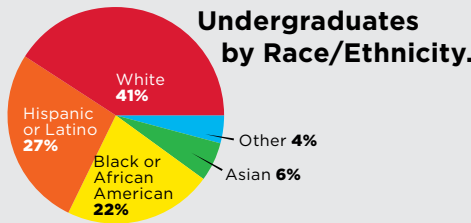
<b>103</b> Undergraduate.	<b>17</b> Graduate.
---------------------------	---------------------

### Fall 2025 Enrollment Highlights

# 16,078

## Students.

**12,118** Undergraduate.  
**3,608** Graduate.  
**352** College of Law.



### Financial Aid



**49%** undergraduates are **Pell-eligible**.

**46%** undergraduates receive **MAP**.

**86%** Huskie undergraduates receive **financial aid**.

**48%** undergraduates pay no tuition or fees thanks to **AIM HIGH Huskie Pledge**.

**\$30.2 million** in NIU-funded scholarships and grants to undergraduate students.



**4%** increase in enrollment.

Highest reenrollment rate in **25 years.**



**94%** undergraduates are Illinois residents.



Northern Illinois University

### NIU State Relations

Katie Davison  
 Director of State Relations  
 kdavison@niu.edu  
[go.niu.edu/state-relations](http://go.niu.edu/state-relations)

# NIU in Senate District 23



Senator **Suzy Glowiak Hilton**

## NIU's Impact on the District

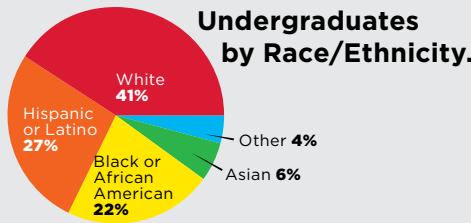
By the Numbers	<b>195</b> 2025 Students Enrolled.	<b>61</b> Receive MAP Grants.	<b>25</b> Employees.
	<b>3,619</b> Alumni.	<b>70</b> Receive Pell Grants.	<b>87</b> Vendors.
2025 Degrees Conferred	<b>26</b> Undergraduate.	<b>13</b> Graduate.	

### Fall 2025 Enrollment Highlights

# 16,078

## Students.

**12,118** Undergraduate.  
**3,608** Graduate.  
**352** College of Law.



### Financial Aid



**49%** undergraduates are Pell-eligible.

**46%** undergraduates receive MAP.

**86%** Huskie undergraduates receive financial aid.

**48%** undergraduates pay no tuition or fees thanks to AIM HIGH Huskie Pledge.

**\$30.2 million** in NIU-funded scholarships and grants to undergraduate students.



**4%** increase in enrollment.

Highest reenrollment rate in **25 years.**



**94%** undergraduates are Illinois residents.



Northern Illinois University

### NIU State Relations

Katie Davison  
 Director of State Relations  
 kdavison@niu.edu  
[go.niu.edu/state-relations](http://go.niu.edu/state-relations)

# NIU in Senate District 24



Senator **Seth Lewis**

## NIU's Impact on the District

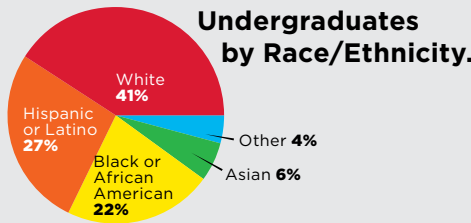
**By the Numbers**

<b>315</b> 2025 Students Enrolled.	<b>89</b> Receive MAP Grants.	<b>33</b> Employees.
<b>6,320</b> Alumni.	<b>109</b> Receive Pell Grants.	<b>185</b> Vendors.
<b>2025 Degrees Conferred</b>	<b>68</b> Undergraduate.	<b>28</b> Graduate.

### Fall 2025 Enrollment Highlights

# 16,078 Students.

**12,118** Undergraduate.  
**3,608** Graduate.  
**352** College of Law.



### Financial Aid



**49%** undergraduates are **Pell-eligible**.

**46%** undergraduates receive **MAP**.

**86%** Huskie undergraduates receive **financial aid**.

**48%** undergraduates pay no tuition or fees thanks to **AIM HIGH Huskie Pledge**.

**\$30.2 million** in NIU-funded scholarships and grants to undergraduate students.



**4%** increase in enrollment.

Highest reenrollment rate in **25 years.**



**94%** undergraduates are Illinois residents.



Northern Illinois University

### NIU State Relations

Katie Davison  
 Director of State Relations  
 kdavison@niu.edu  
[go.niu.edu/state-relations](http://go.niu.edu/state-relations)

# NIU in Senate District 25



Senator **Karina Villa**

## NIU's Impact on the District

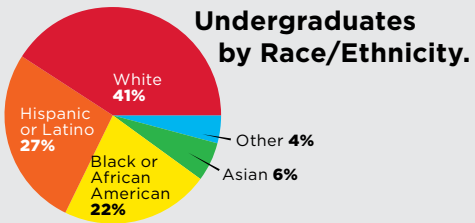
**By the Numbers**

<b>548</b> 2025 Students Enrolled.	<b>222</b> Receive MAP Grants.	<b>86</b> Employees.
<b>5,408</b> Alumni.	<b>260</b> Receive Pell Grants.	<b>215</b> Vendors.
<b>2025 Degrees Conferred</b>	<b>116</b> Undergraduate.	<b>22</b> Graduate.

### Fall 2025 Enrollment Highlights

# 16,078 Students.

**12,118** Undergraduate.  
**3,608** Graduate.  
**352** College of Law.



### Financial Aid



**49%** undergraduates are **Pell-eligible**.

**46%** undergraduates receive **MAP**.

**86%** Huskie undergraduates receive **financial aid**.

**48%** undergraduates pay no tuition or fees thanks to **AIM HIGH Huskie Pledge**.

**\$30.2 million** in NIU-funded scholarships and grants to undergraduate students.

**4%** increase in enrollment.

Highest reenrollment rate in **25 years.**

**94%** undergraduates are Illinois residents.



Northern Illinois University

**NIU State Relations**  
 Katie Davison  
 Director of State Relations  
 kdavison@niu.edu  
[go.niu.edu/state-relations](http://go.niu.edu/state-relations)

# NIU in Senate District 26



Senator **Darby A. Hills**

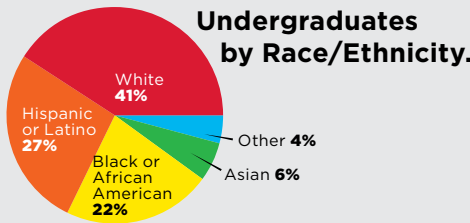
## NIU's Impact on the District

By the Numbers	<b>281</b> 2025 Students Enrolled.	<b>76</b> Receive MAP Grants.	<b>20</b> Employees.
	<b>6,946</b> Alumni.	<b>87</b> Receive Pell Grants.	<b>90</b> Vendors.
<hr/>			
2025 Degrees Conferred	<b>66</b> Undergraduate.	<b>32</b> Graduate.	

### Fall 2025 Enrollment Highlights

# 16,078 Students.

**12,118** Undergraduate.  
**3,608** Graduate.  
**352** College of Law.



### Financial Aid



**49%** undergraduates are Pell-eligible.

**46%** undergraduates receive MAP.

**86%** Huskie undergraduates receive financial aid.

**48%** undergraduates pay no tuition or fees thanks to AIM HIGH Huskie Pledge.

**\$30.2 million** in NIU-funded scholarships and grants to undergraduate students.



**4%** increase in enrollment.

Highest reenrollment rate in **25 years.**



**94%** undergraduates are Illinois residents.



Northern Illinois University

### NIU State Relations

Katie Davison  
 Director of State Relations  
 kdavison@niu.edu  
[go.niu.edu/state-relations](http://go.niu.edu/state-relations)

# NIU in Senate District 27



Senator **Mark L. Walker**

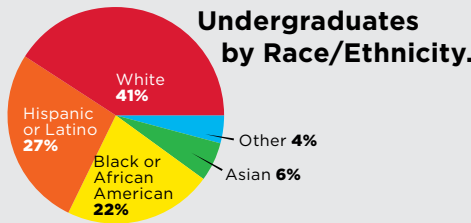
## NIU's Impact on the District

By the Numbers	<b>207</b> 2025 Students Enrolled.	<b>68</b> Receive MAP Grants.	<b>17</b> Employees.
	<b>4,673</b> Alumni.	<b>86</b> Receive Pell Grants.	<b>59</b> Vendors.
<hr/>			
2025 Degrees Conferred	<b>52</b> Undergraduate.	<b>17</b> Graduate.	

### Fall 2025 Enrollment Highlights

# 16,078 Students.

**12,118** Undergraduate.  
**3,608** Graduate.  
**352** College of Law.



### Financial Aid



**49%** undergraduates are Pell-eligible.

**46%** undergraduates receive MAP.

**86%** Huskie undergraduates receive financial aid.

**48%** undergraduates pay no tuition or fees thanks to AIM HIGH Huskie Pledge.

**\$30.2 million** in NIU-funded scholarships and grants to undergraduate students.



**4%** increase in enrollment.

Highest reenrollment rate in **25 years.**



**94%** undergraduates are Illinois residents.



Northern Illinois University

### NIU State Relations

Katie Davison  
 Director of State Relations  
 kdavison@niu.edu  
[go.niu.edu/state-relations](http://go.niu.edu/state-relations)

# NIU in Senate District 28



Senator **Laura M. Murphy**

## NIU's Impact on the District

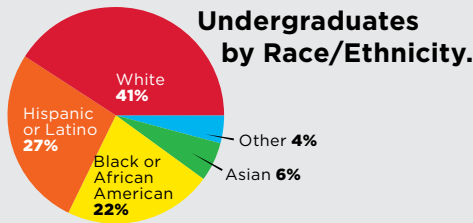
By the Numbers	<b>174</b> 2025 Students Enrolled.	<b>50</b> Receive MAP Grants.	<b>15</b> Employees.
	<b>3,049</b> Alumni.	<b>63</b> Receive Pell Grants.	<b>85</b> Vendors.
<hr/>			
2025 Degrees Conferred	<b>44</b> Undergraduate.	<b>20</b> Graduate.	

### Fall 2025 Enrollment Highlights

# 16,078

## Students.

**12,118** Undergraduate.  
**3,608** Graduate.  
**352** College of Law.



### Financial Aid



**49%** undergraduates are Pell-eligible.

**46%** undergraduates receive MAP.

**86%** Huskie undergraduates receive financial aid.

**48%** undergraduates pay no tuition or fees thanks to AIM HIGH Huskie Pledge.

**\$30.2 million** in NIU-funded scholarships and grants to undergraduate students.



**4%** increase in enrollment.

Highest reenrollment rate in **25 years.**



**94%** undergraduates are Illinois residents.



Northern Illinois University

### NIU State Relations

Katie Davison  
 Director of State Relations  
 kdavison@niu.edu  
[go.niu.edu/state-relations](http://go.niu.edu/state-relations)

# NIU in Senate District 29



Senator **Julie A. Morrison**

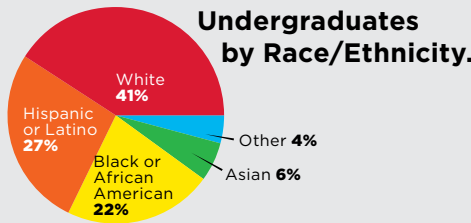
## NIU's Impact on the District

By the Numbers	<b>94</b> 2025 Students Enrolled.	<b>30</b> Receive MAP Grants.	<b>6</b> Employees.
	<b>2,615</b> Alumni.	<b>37</b> Receive Pell Grants.	<b>50</b> Vendors.
2025 Degrees Conferred	<b>12</b> Undergraduate.	<b>16</b> Graduate.	

### Fall 2025 Enrollment Highlights

# 16,078 Students.

**12,118** Undergraduate.  
**3,608** Graduate.  
**352** College of Law.



### Financial Aid



**49%** undergraduates are Pell-eligible.

**46%** undergraduates receive MAP.

**86%** Huskie undergraduates receive financial aid.

**48%** undergraduates pay no tuition or fees thanks to AIM HIGH Huskie Pledge.

**\$30.2 million** in NIU-funded scholarships and grants to undergraduate students.



**4%** increase in enrollment.

Highest reenrollment rate in **25 years.**



**94%** undergraduates are Illinois residents.



Northern Illinois University

### NIU State Relations

Katie Davison  
 Director of State Relations  
 kdavison@niu.edu  
[go.niu.edu/state-relations](http://go.niu.edu/state-relations)

# NIU in Senate District 30



Senator **Adriane Johnson**

## NIU's Impact on the District

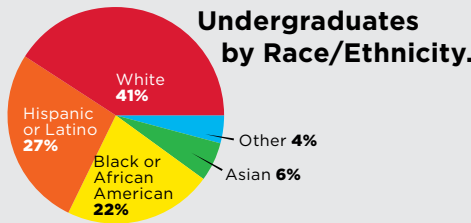
By the Numbers	<b>167</b> 2025 Students Enrolled.	<b>76</b> Receive MAP Grants.	<b>9</b> Employees.
	<b>2,458</b> Alumni.	<b>88</b> Receive Pell Grants.	<b>38</b> Vendors.
2025 Degrees Conferred	<b>20</b> Undergraduate.	<b>20</b> Graduate.	

### Fall 2025 Enrollment Highlights

# 16,078

## Students.

**12,118** Undergraduate.  
**3,608** Graduate.  
**352** College of Law.



### Financial Aid



**49%** undergraduates are Pell-eligible.

**46%** undergraduates receive MAP.

**86%** Huskie undergraduates receive financial aid.

**48%** undergraduates pay no tuition or fees thanks to AIM HIGH Huskie Pledge.

**\$30.2 million** in NIU-funded scholarships and grants to undergraduate students.



**4%** increase in enrollment.

Highest reenrollment rate in **25 years.**



**94%** undergraduates are Illinois residents.



Northern Illinois University

### NIU State Relations

Katie Davison  
 Director of State Relations  
 kdavison@niu.edu  
[go.niu.edu/state-relations](http://go.niu.edu/state-relations)

# NIU in Senate District 31



Senator **Mary Edly-Allen**

## NIU's Impact on the District

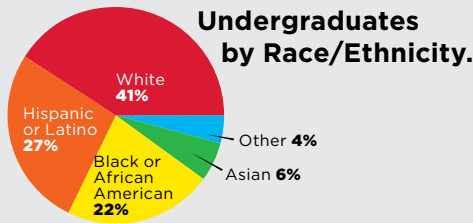
**By the Numbers**

<b>252</b> 2025 Students Enrolled.	<b>102</b> Receive MAP Grants.	<b>3</b> Employees.
<b>3,204</b> Alumni.	<b>119</b> Receive Pell Grants.	<b>34</b> Vendors.
<b>2025 Degrees Conferred</b>	<b>46</b> Undergraduate.	<b>14</b> Graduate.

### Fall 2025 Enrollment Highlights

# 16,078 Students.

**12,118** Undergraduate.  
**3,608** Graduate.  
**352** College of Law.



### Financial Aid



**49%** undergraduates are **Pell-eligible**.

**46%** undergraduates receive **MAP**.

**86%** Huskie undergraduates receive **financial aid**.

**48%** undergraduates pay no tuition or fees thanks to **AIM HIGH Huskie Pledge**.

**\$30.2 million** in NIU-funded scholarships and grants to undergraduate students.



**4%** increase in enrollment.

Highest reenrollment rate in **25 years.**



**94%** undergraduates are Illinois residents.



Northern Illinois University

### NIU State Relations

Katie Davison  
 Director of State Relations  
 kdavison@niu.edu  
[go.niu.edu/state-relations](http://go.niu.edu/state-relations)

# NIU in Senate District 32



Senator **Craig Wilcox**

## NIU's Impact on the District

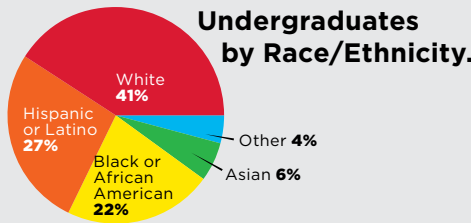
By the Numbers	<b>414</b> 2025 Students Enrolled.	<b>122</b> Receive MAP Grants.	<b>25</b> Employees.
	<b>5,958</b> Alumni.	<b>159</b> Receive Pell Grants.	<b>71</b> Vendors.
2025 Degrees Conferred	<b>67</b> Undergraduate.	<b>24</b> Graduate.	

### Fall 2025 Enrollment Highlights

# 16,078

## Students.

**12,118** Undergraduate.  
**3,608** Graduate.  
**352** College of Law.



### Financial Aid



**49%** undergraduates are Pell-eligible.

**46%** undergraduates receive MAP.

**86%** Huskie undergraduates receive financial aid.

**48%** undergraduates pay no tuition or fees thanks to AIM HIGH Huskie Pledge.

**\$30.2 million** in NIU-funded scholarships and grants to undergraduate students.



**4%** increase in enrollment.

Highest reenrollment rate in **25 years.**



**94%** undergraduates are Illinois residents.



Northern Illinois University

### NIU State Relations

Katie Davison  
 Director of State Relations  
 kdavison@niu.edu  
[go.niu.edu/state-relations](http://go.niu.edu/state-relations)

# NIU in Senate District 33



Senator **Donald P. DeWitte**

## NIU's Impact on the District

**By the Numbers**

<b>866</b> 2025 Students Enrolled.	<b>222</b> Receive MAP Grants.	<b>140</b> Employees.
<b>9,947</b> Alumni.	<b>277</b> Receive Pell Grants.	<b>236</b> Vendors.

---

**2025 Degrees Conferred**

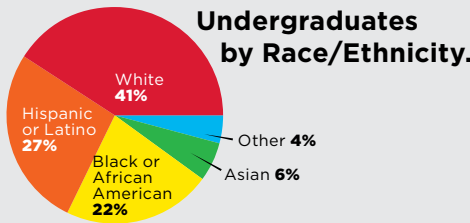
<b>192</b> Undergraduate.	<b>56</b> Graduate.
---------------------------	---------------------

### Fall 2025 Enrollment Highlights

# 16,078

## Students.

**12,118** Undergraduate.  
**3,608** Graduate.  
**352** College of Law.



### Financial Aid



**49%** undergraduates are **Pell-eligible**.

**46%** undergraduates receive **MAP**.

**86%** Huskie undergraduates receive **financial aid**.

**48%** undergraduates pay no tuition or fees thanks to **AIM HIGH Huskie Pledge**.

**\$30.2 million** in NIU-funded scholarships and grants to undergraduate students.



**4%** increase in enrollment.

Highest reenrollment rate in **25 years.**



**94%** undergraduates are Illinois residents.



Northern Illinois University

### NIU State Relations

Katie Davison  
 Director of State Relations  
 kdavison@niu.edu  
[go.niu.edu/state-relations](http://go.niu.edu/state-relations)

# NIU in Senate District 34



Senator **Steve Stadelman**

## NIU's Impact on the District

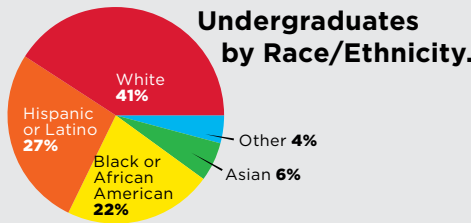
By the Numbers

<b>1,077</b> 2025 Students Enrolled.	<b>549</b> Receive MAP Grants.	<b>96</b> Employees.
<b>5,808</b> Alumni.	<b>626</b> Receive Pell Grants.	<b>321</b> Vendors.
2025 Degrees Conferred	<b>176</b> Undergraduate.	<b>29</b> Graduate.

### Fall 2025 Enrollment Highlights

# 16,078 Students.

**12,118** Undergraduate.  
**3,608** Graduate.  
**352** College of Law.



### Financial Aid



**49%** undergraduates are Pell-eligible.

**46%** undergraduates receive MAP.

**86%** Huskie undergraduates receive financial aid.

**48%** undergraduates pay no tuition or fees thanks to AIM HIGH Huskie Pledge.

**\$30.2 million** in NIU-funded scholarships and grants to undergraduate students.



**4%** increase in enrollment.

Highest reenrollment rate in **25 years.**



**94%** undergraduates are Illinois residents.



Northern Illinois University

### NIU State Relations

Katie Davison  
 Director of State Relations  
 kdavison@niu.edu  
[go.niu.edu/state-relations](http://go.niu.edu/state-relations)

# NIU in Senate District 35



Senator **Dave Syverson**

## NIU's Impact on the District

By the Numbers

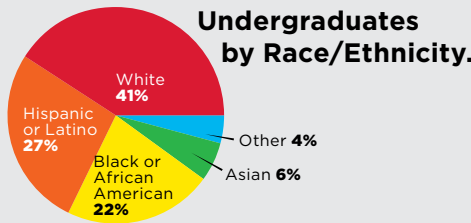
<b>1,185</b> 2025 Students Enrolled.	<b>308</b> Receive MAP Grants.	<b>570</b> Employees.
<b>11,276</b> Alumni.	<b>395</b> Receive Pell Grants.	<b>643</b> Vendors.
2025 Degrees Conferred	<b>212</b> Undergraduate.	<b>87</b> Graduate.

### Fall 2025 Enrollment Highlights

# 16,078

## Students.

**12,118** Undergraduate.  
**3,608** Graduate.  
**352** College of Law.



### Financial Aid



**49%** undergraduates are Pell-eligible.

**46%** undergraduates receive MAP.

**86%** Huskie undergraduates receive financial aid.

**48%** undergraduates pay no tuition or fees thanks to AIM HIGH Huskie Pledge.

**\$30.2 million** in NIU-funded scholarships and grants to undergraduate students.



**4%** increase in enrollment.

Highest reenrollment rate in **25 years.**



**94%** undergraduates are Illinois residents.



Northern Illinois University

### NIU State Relations

Katie Davison  
 Director of State Relations  
 kdavison@niu.edu  
[go.niu.edu/state-relations](http://go.niu.edu/state-relations)

# NIU in Senate District 36



Senator **Michael W. Halpin**

## NIU's Impact on the District

By the Numbers

**82** 2025 Students Enrolled.  
**963** Alumni.

**31** Receive MAP Grants.  
**34** Receive Pell Grants.

**3** Employees.  
**27** Vendors.

2025 Degrees Conferred

**12** Undergraduate.

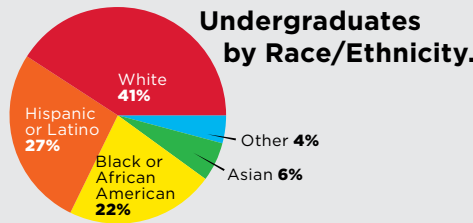
**11** Graduate.

### Fall 2025 Enrollment Highlights

# 16,078

Students.

**12,118** Undergraduate.  
**3,608** Graduate.  
**352** College of Law.



### Financial Aid



**49%** undergraduates are Pell-eligible.

**46%** undergraduates receive MAP.

**86%** Huskie undergraduates receive financial aid.

**48%** undergraduates pay no tuition or fees thanks to AIM HIGH Huskie Pledge.

**\$30.2 million** in NIU-funded scholarships and grants to undergraduate students.



**4%** increase in enrollment.

Highest reenrollment rate in **25 years.**



**94%** undergraduates are Illinois residents.



Northern Illinois University

### NIU State Relations

Katie Davison  
Director of State Relations  
kdavison@niu.edu  
[go.niu.edu/state-relations](http://go.niu.edu/state-relations)

# NIU in Senate District 37



Senator **Li Arellano Jr.**

## NIU's Impact on the District

By the Numbers

**431** 2025 Students Enrolled.  
**4,716** Alumni.

**162** Receive MAP Grants.  
**191** Receive Pell Grants.

**240** Employees.  
**197** Vendors.

2025 Degrees Conferred

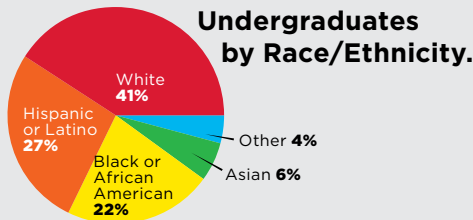
**93** Undergraduate.

**31** Graduate.

### Fall 2025 Enrollment Highlights

**16,078** Students.

**12,118** Undergraduate.  
**3,608** Graduate.  
**352** College of Law.



**4%** increase in enrollment.

Highest reenrollment rate in **25 years.**



**94%** undergraduates are Illinois residents.

### Financial Aid



**49%** undergraduates are Pell-eligible.

**46%** undergraduates receive MAP.

**86%** Huskie undergraduates receive financial aid.

**48%** undergraduates pay no tuition or fees thanks to AIM HIGH Huskie Pledge.

**\$30.2 million** in NIU-funded scholarships and grants to undergraduate students.



Northern Illinois University

### NIU State Relations

Katie Davison  
Director of State Relations  
kdavison@niu.edu  
[go.niu.edu/state-relations](http://go.niu.edu/state-relations)

# NIU in Senate District 38



Senator **Sue Rezin**

## NIU's Impact on the District

**By the Numbers**

<b>1,579</b> 2025 Students Enrolled.	<b>462</b> Receive MAP Grants.	<b>983</b> Employees.
<b>9,163</b> Alumni.	<b>605</b> Receive Pell Grants.	<b>3,879</b> Vendors.

---

**2025 Degrees Conferred**

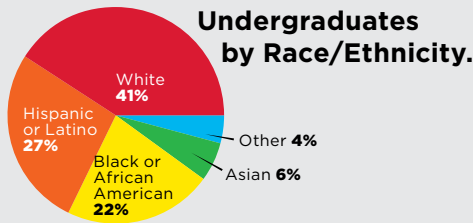
<b>244</b> Undergraduate.	<b>229</b> Graduate.
---------------------------	----------------------

### Fall 2025 Enrollment Highlights

# 16,078

## Students.

**12,118** Undergraduate.  
**3,608** Graduate.  
**352** College of Law.



### Financial Aid



**49%** undergraduates are **Pell-eligible**.

**46%** undergraduates receive **MAP**.

**86%** Huskie undergraduates receive **financial aid**.

**48%** undergraduates pay no tuition or fees thanks to **AIM HIGH Huskie Pledge**.

**\$30.2 million** in NIU-funded scholarships and grants to undergraduate students.



**4%** increase in enrollment.

Highest reenrollment rate in **25 years.**



**94%** undergraduates are Illinois residents.



Northern Illinois University

### NIU State Relations

Katie Davison  
 Director of State Relations  
 kdavison@niu.edu  
[go.niu.edu/state-relations](http://go.niu.edu/state-relations)

# NIU in Senate District 39



Senator **Don Harmon**

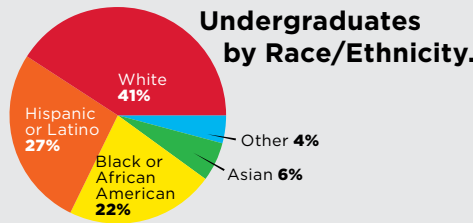
## NIU's Impact on the District

By the Numbers	<b>157</b> 2025 Students Enrolled.	<b>76</b> Receive MAP Grants.	<b>29</b> Employees.
	<b>1,697</b> Alumni.	<b>88</b> Receive Pell Grants.	<b>82</b> Vendors.
2025 Degrees Conferred	<b>26</b> Undergraduate.	<b>8</b> Graduate.	

### Fall 2025 Enrollment Highlights

# 16,078 Students.

**12,118** Undergraduate.  
**3,608** Graduate.  
**352** College of Law.



### Financial Aid



**49%** undergraduates are Pell-eligible.

**46%** undergraduates receive MAP.

**86%** Huskie undergraduates receive financial aid.

**48%** undergraduates pay no tuition or fees thanks to AIM HIGH Huskie Pledge.

**\$30.2 million** in NIU-funded scholarships and grants to undergraduate students.



**4%** increase in enrollment.

Highest reenrollment rate in **25 years.**



**94%** undergraduates are Illinois residents.



Northern Illinois University

### NIU State Relations

Katie Davison  
 Director of State Relations  
 kdavison@niu.edu  
[go.niu.edu/state-relations](http://go.niu.edu/state-relations)

# NIU in Senate District 40



Senator **Patrick J. Joyce**

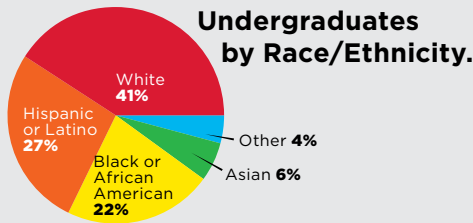
## NIU's Impact on the District

By the Numbers	<b>172</b> 2025 Students Enrolled.	<b>78</b> Receive MAP Grants.	<b>5</b> Employees.
	<b>1,660</b> Alumni.	<b>95</b> Receive Pell Grants.	<b>37</b> Vendors.
2025 Degrees Conferred	<b>27</b> Undergraduate.	<b>7</b> Graduate.	

### Fall 2025 Enrollment Highlights

# 16,078 Students.

**12,118** Undergraduate.  
**3,608** Graduate.  
**352** College of Law.



### Financial Aid



**49%** undergraduates are Pell-eligible.

**46%** undergraduates receive MAP.

**86%** Huskie undergraduates receive financial aid.

**48%** undergraduates pay no tuition or fees thanks to AIM HIGH Huskie Pledge.

**\$30.2 million** in NIU-funded scholarships and grants to undergraduate students.



**4%** increase in enrollment.

Highest reenrollment rate in **25 years.**



**94%** undergraduates are Illinois residents.



Northern Illinois University

### NIU State Relations

Katie Davison  
 Director of State Relations  
 kdavison@niu.edu  
[go.niu.edu/state-relations](http://go.niu.edu/state-relations)

# NIU in Senate District 41



Senator **John F. Curran**

## NIU's Impact on the District

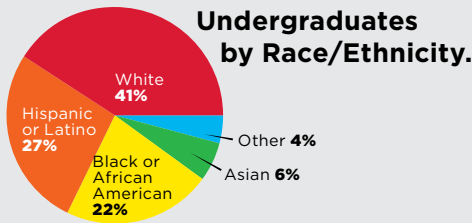
By the Numbers	<b>193</b> 2025 Students Enrolled.	<b>33</b> Receive MAP Grants.	<b>44</b> Employees.
	<b>5,459</b> Alumni.	<b>49</b> Receive Pell Grants.	<b>108</b> Vendors.
2025 Degrees Conferred	<b>29</b> Undergraduate.	<b>15</b> Graduate.	

### Fall 2025 Enrollment Highlights

# 16,078

## Students.

**12,118** Undergraduate.  
**3,608** Graduate.  
**352** College of Law.



### Financial Aid



**49%** undergraduates are Pell-eligible.

**46%** undergraduates receive MAP.

**86%** Huskie undergraduates receive financial aid.

**48%** undergraduates pay no tuition or fees thanks to AIM HIGH Huskie Pledge.

**\$30.2 million** in NIU-funded scholarships and grants to undergraduate students.



**4%** increase in enrollment.

Highest reenrollment rate in **25 years.**



**94%** undergraduates are Illinois residents.



Northern Illinois University

### NIU State Relations

Katie Davison  
 Director of State Relations  
 kdavison@niu.edu  
[go.niu.edu/state-relations](http://go.niu.edu/state-relations)

# NIU in Senate District 42



Senator **Linda Holmes**

## NIU's Impact on the District

**By the Numbers**

<b>647</b> 2025 Students Enrolled.	<b>195</b> Receive MAP Grants.	<b>166</b> Employees.
<b>7,344</b> Alumni.	<b>232</b> Receive Pell Grants.	<b>241</b> Vendors.

---

**2025 Degrees Conferred**

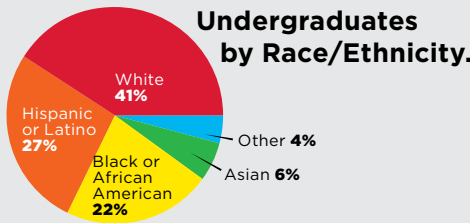
<b>107</b> Undergraduate.	<b>47</b> Graduate.
---------------------------	---------------------

### Fall 2025 Enrollment Highlights

# 16,078

## Students.

**12,118** Undergraduate.  
**3,608** Graduate.  
**352** College of Law.



### Financial Aid



**49%** undergraduates are **Pell-eligible**.

**46%** undergraduates receive **MAP**.

**86%** Huskie undergraduates receive **financial aid**.

**48%** undergraduates pay no tuition or fees thanks to **AIM HIGH Huskie Pledge**.

**\$30.2 million** in NIU-funded scholarships and grants to undergraduate students.



**4%** increase in enrollment.

Highest reenrollment rate in **25 years.**



**94%** undergraduates are Illinois residents.




Northern Illinois University

### NIU State Relations

Katie Davison  
 Director of State Relations  
 kdavison@niu.edu  
[go.niu.edu/state-relations](http://go.niu.edu/state-relations)

# NIU in Senate District 43



Senator **Rachel Ventura**

## NIU's Impact on the District

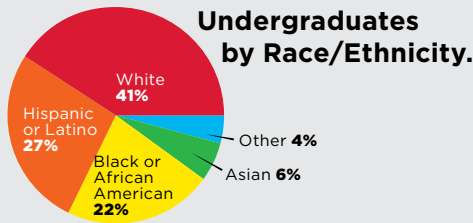
**By the Numbers**

<b>227</b> 2025 Students Enrolled.	<b>102</b> Receive MAP Grants.	<b>15</b> Employees.
<b>2,567</b> Alumni.	<b>118</b> Receive Pell Grants.	<b>56</b> Vendors.
<b>2025 Degrees Conferred</b>	<b>37</b> Undergraduate.	<b>11</b> Graduate.

### Fall 2025 Enrollment Highlights

# 16,078 Students.

**12,118** Undergraduate.  
**3,608** Graduate.  
**352** College of Law.



### Financial Aid



**49%** undergraduates are **Pell-eligible**.

**46%** undergraduates receive **MAP**.

**86%** Huskie undergraduates receive **financial aid**.

**48%** undergraduates pay no tuition or fees thanks to **AIM HIGH Huskie Pledge**.

**\$30.2 million** in NIU-funded scholarships and grants to undergraduate students.



**4%** increase in enrollment.

Highest reenrollment rate in **25 years.**



**94%** undergraduates are Illinois residents.



Northern Illinois University

### NIU State Relations

Katie Davison  
 Director of State Relations  
 kdavison@niu.edu  
[go.niu.edu/state-relations](http://go.niu.edu/state-relations)

# NIU in Senate District 44



Senator **Sally J. Turner**

## NIU's Impact on the District

By the Numbers

**46** 2025 Students Enrolled.  
**738** Alumni.

**12** Receive MAP Grants.  
**18** Receive Pell Grants.

**10** Employees.  
**14** Vendors.

2025 Degrees Conferred

**6** Undergraduate.

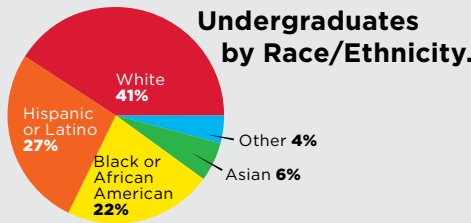
**5** Graduate.

### Fall 2025 Enrollment Highlights

# 16,078

Students.

**12,118** Undergraduate.  
**3,608** Graduate.  
**352** College of Law.



### Financial Aid



**49%** undergraduates are Pell-eligible.

**46%** undergraduates receive MAP.

**86%** Huskie undergraduates receive financial aid.

**48%** undergraduates pay no tuition or fees thanks to AIM HIGH Huskie Pledge.

**\$30.2 million** in NIU-funded scholarships and grants to undergraduate students.



**4%** increase in enrollment.

Highest reenrollment rate in **25 years.**



**94%** undergraduates are Illinois residents.



Northern Illinois University

### NIU State Relations

Katie Davison  
Director of State Relations  
kdavison@niu.edu  
[go.niu.edu/state-relations](http://go.niu.edu/state-relations)

# NIU in Senate District 45



Senator **Andrew S. Chesney**

## NIU's Impact on the District

**By the Numbers**

<b>580</b> 2025 Students Enrolled.	<b>175</b> Receive MAP Grants.	<b>146</b> Employees.
<b>6,900</b> Alumni.	<b>233</b> Receive Pell Grants.	<b>206</b> Vendors.

---

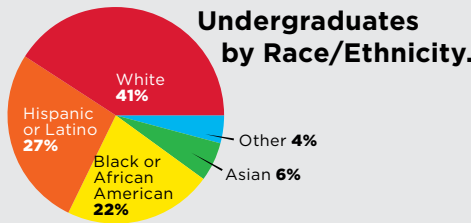
**2025 Degrees Conferred**

<b>114</b> Undergraduate.	<b>48</b> Graduate.
---------------------------	---------------------

### Fall 2025 Enrollment Highlights

# 16,078 Students.

**12,118** Undergraduate.  
**3,608** Graduate.  
**352** College of Law.



### Financial Aid



**49%** undergraduates are **Pell-eligible**.

**46%** undergraduates receive **MAP**.

**86%** Huskie undergraduates receive **financial aid**.

**48%** undergraduates pay no tuition or fees thanks to **AIM HIGH Huskie Pledge**.

**\$30.2 million** in NIU-funded scholarships and grants to undergraduate students.



**4%** increase in enrollment.

Highest reenrollment rate in **25 years.**



**94%** undergraduates are Illinois residents.



Northern Illinois University

### NIU State Relations

Katie Davison  
 Director of State Relations  
 kdavison@niu.edu  
[go.niu.edu/state-relations](http://go.niu.edu/state-relations)

# NIU in Senate District 46



Senator **David Koehler**

## NIU's Impact on the District

By the Numbers

**68** 2025 Students Enrolled.  
**764** Alumni.

**25** Receive MAP Grants.  
**31** Receive Pell Grants.

**8** Employees.  
**56** Vendors.

2025 Degrees Conferred

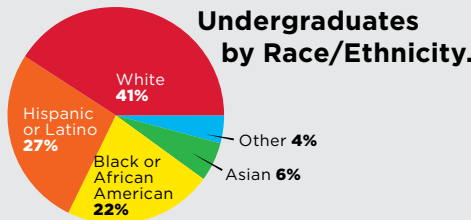
**7** Undergraduate.

**2** Graduate.

### Fall 2025 Enrollment Highlights

**16,078** Students.

**12,118** Undergraduate.  
**3,608** Graduate.  
**352** College of Law.



### Financial Aid



**49%** undergraduates are Pell-eligible.

**46%** undergraduates receive MAP.

**86%** Huskie undergraduates receive financial aid.

**48%** undergraduates pay no tuition or fees thanks to AIM HIGH Huskie Pledge.

**\$30.2 million** in NIU-funded scholarships and grants to undergraduate students.



**4%** increase in enrollment.

Highest reenrollment rate in **25 years.**



**94%** undergraduates are Illinois residents.




Northern Illinois University

### NIU State Relations

Katie Davison  
Director of State Relations  
kdavison@niu.edu  
[go.niu.edu/state-relations](http://go.niu.edu/state-relations)

# NIU in Senate District 47



Senator **Neil Anderson**

## NIU's Impact on the District

By the Numbers

**54** 2025 Students Enrolled.  
**576** Alumni.

**15** Receive MAP Grants.  
**17** Receive Pell Grants.

**2** Employees.  
**18** Vendors.

2025 Degrees Conferred

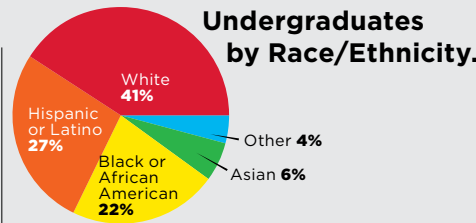
**11** Undergraduate.

**2** Graduate.

### Fall 2025 Enrollment Highlights

**16,078** Students.

**12,118** Undergraduate.  
**3,608** Graduate.  
**352** College of Law.



### Financial Aid



**49%** undergraduates are Pell-eligible.

**46%** undergraduates receive MAP.

**86%** Huskie undergraduates receive financial aid.

**48%** undergraduates pay no tuition or fees thanks to AIM HIGH Huskie Pledge.

**\$30.2 million** in NIU-funded scholarships and grants to undergraduate students.



**4%** increase in enrollment.

Highest reenrollment rate in **25 years.**



**94%** undergraduates are Illinois residents.



Northern Illinois University

### NIU State Relations

Katie Davison  
Director of State Relations  
kdavison@niu.edu  
[go.niu.edu/state-relations](http://go.niu.edu/state-relations)

# NIU in Senate District 48



Senator **Doris Turner**

## NIU's Impact on the District

By the Numbers

**37** 2025 Students Enrolled.  
**571** Alumni.

**12** Receive MAP Grants.  
**15** Receive Pell Grants.

**4** Employees.  
**159** Vendors.

2025 Degrees Conferred

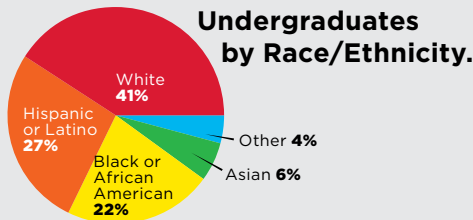
**0** Undergraduate.

**6** Graduate.

### Fall 2025 Enrollment Highlights

**16,078** Students.

**12,118** Undergraduate.  
**3,608** Graduate.  
**352** College of Law.



### Financial Aid



**49%** undergraduates are Pell-eligible.

**46%** undergraduates receive MAP.

**86%** Huskie undergraduates receive financial aid.

**48%** undergraduates pay no tuition or fees thanks to AIM HIGH Huskie Pledge.

**\$30.2 million** in NIU-funded scholarships and grants to undergraduate students.



**4%** increase in enrollment.

Highest reenrollment rate in **25 years.**



**94%** undergraduates are Illinois residents.



Northern Illinois University

### NIU State Relations

Katie Davison  
Director of State Relations  
kdavison@niu.edu  
[go.niu.edu/state-relations](http://go.niu.edu/state-relations)

# NIU in Senate District 49



Senator **Meg Loughran Cappel**

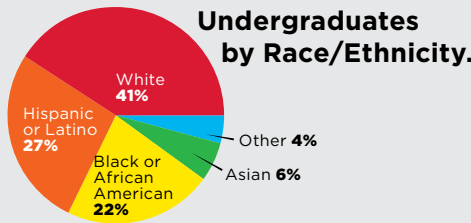
## NIU's Impact on the District

By the Numbers	<b>445</b> 2025 Students Enrolled.	<b>144</b> Receive MAP Grants.	<b>35</b> Employees.
	<b>3,909</b> Alumni.	<b>177</b> Receive Pell Grants.	<b>55</b> Vendors.
2025 Degrees Conferred	<b>84</b> Undergraduate.	<b>24</b> Graduate.	

### Fall 2025 Enrollment Highlights

# 16,078 Students.

**12,118** Undergraduate.  
**3,608** Graduate.  
**352** College of Law.



### Financial Aid



**49%** undergraduates are Pell-eligible.

**46%** undergraduates receive MAP.

**86%** Huskie undergraduates receive financial aid.

**48%** undergraduates pay no tuition or fees thanks to AIM HIGH Huskie Pledge.

**\$30.2 million** in NIU-funded scholarships and grants to undergraduate students.



**4%** increase in enrollment.

Highest reenrollment rate in **25 years.**



**94%** undergraduates are Illinois residents.



Northern Illinois University

### NIU State Relations

Katie Davison  
 Director of State Relations  
 kdavison@niu.edu  
[go.niu.edu/state-relations](http://go.niu.edu/state-relations)

# NIU in Senate District 50



Senator **Jil Tracy**

## NIU's Impact on the District

By the Numbers

**25** 2025 Students Enrolled.  
**227** Alumni.

**8** Receive MAP Grants.  
**9** Receive Pell Grants.

**5** Employees.  
**14** Vendors.

2025 Degrees Conferred

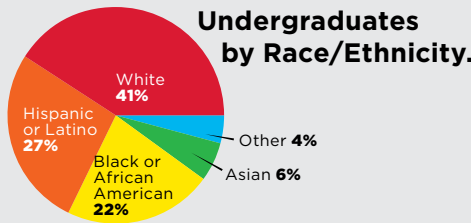
**5** Undergraduate.

**3** Graduate.

### Fall 2025 Enrollment Highlights

**16,078** Students.

**12,118** Undergraduate.  
**3,608** Graduate.  
**352** College of Law.



### Financial Aid



**49%** undergraduates are Pell-eligible.

**46%** undergraduates receive MAP.

**86%** Huskie undergraduates receive financial aid.

**48%** undergraduates pay no tuition or fees thanks to AIM HIGH Huskie Pledge.

**\$30.2 million** in NIU-funded scholarships and grants to undergraduate students.



**4%** increase in enrollment.

Highest reenrollment rate in **25 years.**



**94%** undergraduates are Illinois residents.



Northern Illinois University

### NIU State Relations

Katie Davison  
Director of State Relations  
kdavison@niu.edu  
[go.niu.edu/state-relations](http://go.niu.edu/state-relations)

# NIU in Senate District 51



Senator **Chapin Rose**

## NIU's Impact on the District

By the Numbers

**24** 2025 Students Enrolled.  
**304** Alumni.

**5** Receive MAP Grants.  
**7** Receive Pell Grants.

**7** Employees.  
**24** Vendors.

2025 Degrees Conferred

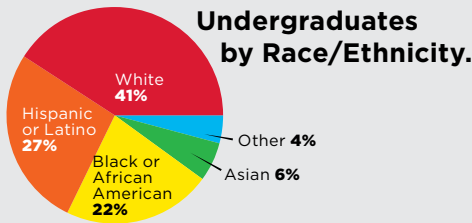
**4** Undergraduate.

**2** Graduate.

### Fall 2025 Enrollment Highlights

**16,078** Students.

**12,118** Undergraduate.  
**3,608** Graduate.  
**352** College of Law.



### Financial Aid



**49%** undergraduates are Pell-eligible.

**46%** undergraduates receive MAP.

**86%** Huskie undergraduates receive financial aid.

**48%** undergraduates pay no tuition or fees thanks to AIM HIGH Huskie Pledge.

**\$30.2 million** in NIU-funded scholarships and grants to undergraduate students.



**4%** increase in enrollment.

Highest reenrollment rate in **25 years.**



**94%** undergraduates are Illinois residents.




Northern Illinois University

### NIU State Relations

Katie Davison  
Director of State Relations  
kdavison@niu.edu  
[go.niu.edu/state-relations](http://go.niu.edu/state-relations)

# NIU in Senate District 52



Senator **Paul Faraci**

## NIU's Impact on the District

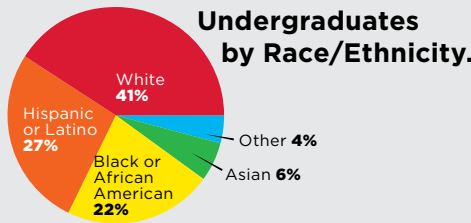
### By the Numbers

<b>31</b> 2025 Students Enrolled.	<b>13</b> Receive MAP Grants.	<b>42</b> Employees.
<b>464</b> Alumni.	<b>15</b> Receive Pell Grants.	<b>89</b> Vendors.
<b>2025 Degrees Conferred</b>	<b>5</b> Undergraduate.	<b>2</b> Graduate.

### Fall 2025 Enrollment Highlights

# 16,078 Students.

**12,118** Undergraduate.  
**3,608** Graduate.  
**352** College of Law.



### Financial Aid



**49%** undergraduates are Pell-eligible.

**46%** undergraduates receive MAP.

**86%** Huskie undergraduates receive financial aid.

**48%** undergraduates pay no tuition or fees thanks to AIM HIGH Huskie Pledge.

**\$30.2 million** in NIU-funded scholarships and grants to undergraduate students.



**4%** increase in enrollment.

Highest reenrollment rate in **25 years.**



**94%** undergraduates are Illinois residents.



Northern Illinois University

### NIU State Relations

Katie Davison  
 Director of State Relations  
 kdavison@niu.edu  
[go.niu.edu/state-relations](http://go.niu.edu/state-relations)

# NIU in Senate District 53



Senator **Chris Balkema**

## NIU's Impact on the District

By the Numbers

**92** 2025 Students Enrolled.  
**1,259** Alumni.

**24** Receive MAP Grants.  
**30** Receive Pell Grants.

**12** Employees.  
**18** Vendors.

2025 Degrees Conferred

**26** Undergraduate.

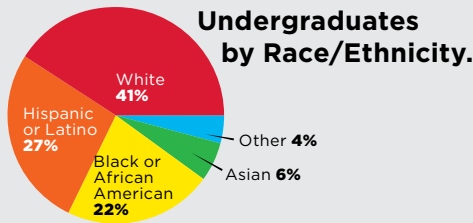
**10** Graduate.

### Fall 2025 Enrollment Highlights

# 16,078

Students.

**12,118** Undergraduate.  
**3,608** Graduate.  
**352** College of Law.



**4%** increase in enrollment.

Highest reenrollment rate in **25 years.**



**94%** undergraduates are Illinois residents.

### Financial Aid



**49%** undergraduates are Pell-eligible.

**46%** undergraduates receive MAP.

**86%** Huskie undergraduates receive financial aid.

**48%** undergraduates pay no tuition or fees thanks to AIM HIGH Huskie Pledge.

**\$30.2 million** in NIU-funded scholarships and grants to undergraduate students.




Northern Illinois University

### NIU State Relations

Katie Davison  
Director of State Relations  
kdavison@niu.edu  
[go.niu.edu/state-relations](http://go.niu.edu/state-relations)

# NIU in Senate District 54



Senator **Steve McClure**

## NIU's Impact on the District

### By the Numbers

**15** 2025 Students Enrolled.  
**257** Alumni.

**2** Receive MAP Grants.  
**3** Receive Pell Grants.

**6** Employees.  
**13** Vendors.

### 2025 Degrees Conferred

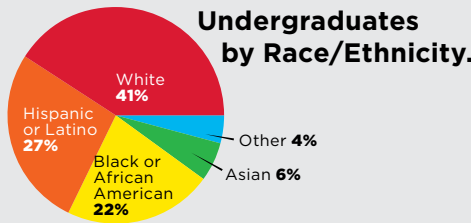
**4** Undergraduate.

**2** Graduate.

### Fall 2025 Enrollment Highlights


**16,078** Students.

**12,118** Undergraduate.  
**3,608** Graduate.  
**352** College of Law.



**4%** increase in enrollment.

Highest reenrollment rate in **25 years.**



**94%** undergraduates are Illinois residents.

### Financial Aid



**49%** undergraduates are Pell-eligible.

**46%** undergraduates receive MAP.

**86%** Huskie undergraduates receive financial aid.

**48%** undergraduates pay no tuition or fees thanks to AIM HIGH Huskie Pledge.

**\$30.2 million** in NIU-funded scholarships and grants to undergraduate students.



Northern Illinois University

### NIU State Relations

Katie Davison  
Director of State Relations  
kdavison@niu.edu  
[go.niu.edu/state-relations](http://go.niu.edu/state-relations)

# NIU in Senate District 55



Senator **Jason Plummer**

## NIU's Impact on the District

### By the Numbers

**21** 2025 Students Enrolled.  
**162** Alumni.

**0** Receive MAP Grants.  
**1** Receive Pell Grants.

**4** Employees.  
**10** Vendors.

### 2025 Degrees Conferred

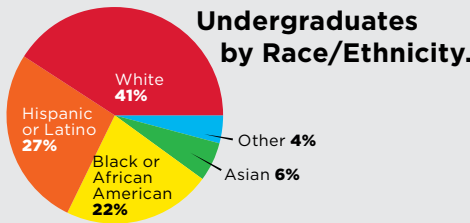
**4** Undergraduate.

**3** Graduate.

## Fall 2025 Enrollment Highlights

**16,078** Students.

**12,118** Undergraduate.  
**3,608** Graduate.  
**352** College of Law.



## Financial Aid



**49%** undergraduates are **Pell-eligible**.

**46%** undergraduates receive **MAP**.

**86%** Huskie undergraduates receive **financial aid**.

**48%** undergraduates pay no tuition or fees thanks to **AIM HIGH Huskie Pledge**.

**\$30.2 million** in NIU-funded scholarships and grants to undergraduate students.



**4%** increase in enrollment.

Highest reenrollment rate in **25 years.**



**94%** undergraduates are Illinois residents.



Northern Illinois University

### NIU State Relations

Katie Davison  
Director of State Relations  
kdavison@niu.edu  
[go.niu.edu/state-relations](http://go.niu.edu/state-relations)

# NIU in Senate District 56



Senator **Erica Harriss**

## NIU's Impact on the District

### By the Numbers

**19** 2025 Students Enrolled.  
**214** Alumni.

**5** Receive MAP Grants.  
**7** Receive Pell Grants.

**1** Employees.  
**13** Vendors.

### 2025 Degrees Conferred

**2** Undergraduate.

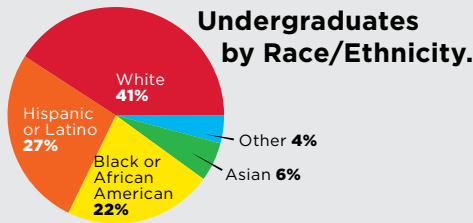
**0** Graduate.

## Fall 2025 Enrollment Highlights

# 16,078

Students.

**12,118** Undergraduate.  
**3,608** Graduate.  
**352** College of Law.



## Financial Aid



**49%** undergraduates are Pell-eligible.

**46%** undergraduates receive MAP.

**86%** Huskie undergraduates receive financial aid.

**48%** undergraduates pay no tuition or fees thanks to AIM HIGH Huskie Pledge.

**\$30.2 million** in NIU-funded scholarships and grants to undergraduate students.



**4%** increase in enrollment.

Highest reenrollment rate in **25 years.**



**94%** undergraduates are Illinois residents.



Northern Illinois University

### NIU State Relations

Katie Davison  
Director of State Relations  
kdavison@niu.edu  
[go.niu.edu/state-relations](http://go.niu.edu/state-relations)

# NIU in Senate District 57



Senator **Christopher Belt**

## NIU's Impact on the District

### By the Numbers

**32** 2025 Students Enrolled.  
**171** Alumni.

**13** Receive MAP Grants.  
**16** Receive Pell Grants.

**5** Employees.  
**10** Vendors.

### 2025 Degrees Conferred

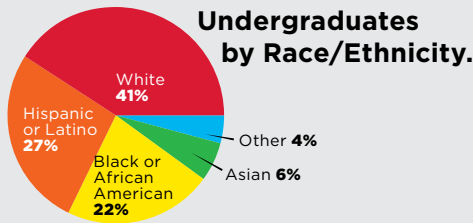
**2** Undergraduate.

**0** Graduate.

## Fall 2025 Enrollment Highlights

**16,078** Students.

**12,118** Undergraduate.  
**3,608** Graduate.  
**352** College of Law.



## Financial Aid



**49%** undergraduates are Pell-eligible.

**46%** undergraduates receive MAP.

**86%** Huskie undergraduates receive financial aid.

**48%** undergraduates pay no tuition or fees thanks to AIM HIGH Huskie Pledge.

**\$30.2 million** in NIU-funded scholarships and grants to undergraduate students.



**4%** increase in enrollment.

Highest reenrollment rate in **25 years.**



**94%** undergraduates are Illinois residents.




Northern Illinois University

### NIU State Relations

Katie Davison  
Director of State Relations  
kdavison@niu.edu  
[go.niu.edu/state-relations](http://go.niu.edu/state-relations)

# NIU in Senate District 58



Senator **Terri Bryant**

## NIU's Impact on the District

### By the Numbers

**11** 2025 Students Enrolled.  
**119** Alumni.

**0** Receive MAP Grants.  
**2** Receive Pell Grants.

**4** Employees.  
**5** Vendors.

### 2025 Degrees Conferred

**1** Undergraduate.

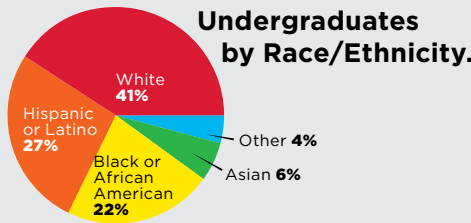
**0** Graduate.

## Fall 2025 Enrollment Highlights

# 16,078

Students.

**12,118** Undergraduate.  
**3,608** Graduate.  
**352** College of Law.



## Financial Aid



**49%** undergraduates are **Pell-eligible**.

**46%** undergraduates receive **MAP**.

**86%** Huskie undergraduates receive **financial aid**.

**48%** undergraduates pay no tuition or fees thanks to **AIM HIGH Huskie Pledge**.

**\$30.2 million** in NIU-funded scholarships and grants to undergraduate students.



**4%** increase in enrollment.

Highest reenrollment rate in **25 years.**



**94%** undergraduates are Illinois residents.




Northern Illinois University

### NIU State Relations

Katie Davison  
Director of State Relations  
kdavison@niu.edu  
[go.niu.edu/state-relations](http://go.niu.edu/state-relations)

# NIU in Senate District 59



Senator **Dale Fowler**

## NIU's Impact on the District

### By the Numbers

**14** 2025 Students Enrolled.  
**187** Alumni.

**5** Receive MAP Grants.  
**4** Receive Pell Grants.

**11** Employees.  
**31** Vendors.

### 2025 Degrees Conferred

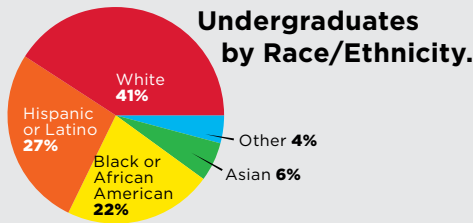
**1** Undergraduate.

**1** Graduate.

## Fall 2025 Enrollment Highlights

# 16,078 Students.

**12,118** Undergraduate.  
**3,608** Graduate.  
**352** College of Law.



## Financial Aid



**49%** undergraduates are **Pell-eligible**.

**46%** undergraduates receive **MAP**.

**86%** Huskie undergraduates receive **financial aid**.

**48%** undergraduates pay no tuition or fees thanks to **AIM HIGH Huskie Pledge**.

**\$30.2 million** in NIU-funded scholarships and grants to undergraduate students.



**4%** increase in enrollment.

Highest reenrollment rate in **25 years.**



**94%** undergraduates are Illinois residents.



Northern Illinois University

### NIU State Relations

Katie Davison  
Director of State Relations  
kdavison@niu.edu  
[go.niu.edu/state-relations](http://go.niu.edu/state-relations)