


# NIU in House District 1



Representative **Aarón M. Ortiz**

## NIU's Impact on the District

By the Numbers

**54** 2025 Students Enrolled.  
**186** Alumni.

**36** Receive MAP Grants.  
**36** Receive Pell Grants.

**3** Employees.  
**9** Vendors.

2025 Degrees Conferred

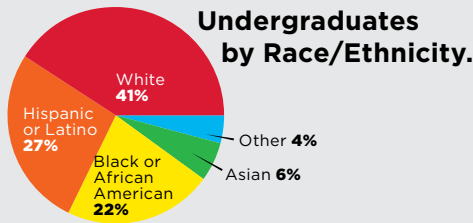
**7** Undergraduate.

**1** Graduate.

### Fall 2025 Enrollment Highlights

**16,078** Students.

**12,118** Undergraduate.  
**3,608** Graduate.  
**352** College of Law.



### Financial Aid



**49%** undergraduates are Pell-eligible.

**46%** undergraduates receive MAP.

**86%** Huskie undergraduates receive financial aid.

**48%** undergraduates pay no tuition or fees thanks to AIM HIGH Huskie Pledge.

**\$30.2 million** in NIU-funded scholarships and grants to undergraduate students.



**4%** increase in enrollment.

Highest reenrollment rate in **25 years.**



**94%** undergraduates are Illinois residents.



Northern Illinois University

### NIU State Relations

Katie Davison  
Director of State Relations  
kdavison@niu.edu  
[go.niu.edu/state-relations](http://go.niu.edu/state-relations)

# NIU in House District 2



Representative **Elizabeth "Lisa" Hernandez**

## NIU's Impact on the District

By the Numbers

**72** 2025 Students Enrolled.  
**613** Alumni.

**41** Receive MAP Grants.  
**41** Receive Pell Grants.

**3** Employees.  
**9** Vendors.

2025 Degrees Conferred

**7** Undergraduate.

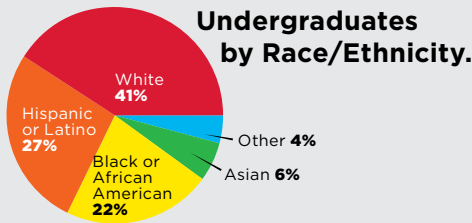
**1** Graduate.

### Fall 2025 Enrollment Highlights

# 16,078

Students.

**12,118** Undergraduate.  
**3,608** Graduate.  
**352** College of Law.



### Financial Aid



**49%** undergraduates are Pell-eligible.

**46%** undergraduates receive MAP.

**86%** Huskie undergraduates receive financial aid.

**48%** undergraduates pay no tuition or fees thanks to AIM HIGH Huskie Pledge.

**\$30.2 million** in NIU-funded scholarships and grants to undergraduate students.



**4%** increase in enrollment.

Highest reenrollment rate in **25 years.**



**94%** undergraduates are Illinois residents.




Northern Illinois University

### NIU State Relations

Katie Davison  
Director of State Relations  
kdavison@niu.edu  
[go.niu.edu/state-relations](http://go.niu.edu/state-relations)

# NIU in House District 3



Representative **Eva-Dina Delgado**

## NIU's Impact on the District

By the Numbers

**44** 2025 Students Enrolled.  
**364** Alumni.

**25** Receive MAP Grants.  
**29** Receive Pell Grants.

**5** Employees.  
**14** Vendors.

2025 Degrees Conferred

**5** Undergraduate.

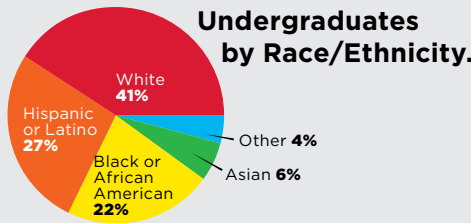
**4** Graduate.

### Fall 2025 Enrollment Highlights

# 16,078

Students.

**12,118** Undergraduate.  
**3,608** Graduate.  
**352** College of Law.



**4%** increase in enrollment.

Highest reenrollment rate in **25 years.**



**94%** undergraduates are Illinois residents.

### Financial Aid



**49%** undergraduates are Pell-eligible.

**46%** undergraduates receive MAP.

**86%** Huskie undergraduates receive financial aid.

**48%** undergraduates pay no tuition or fees thanks to AIM HIGH Huskie Pledge.

**\$30.2 million** in NIU-funded scholarships and grants to undergraduate students.




Northern Illinois University

### NIU State Relations

Katie Davison  
Director of State Relations  
kdavison@niu.edu  
[go.niu.edu/state-relations](http://go.niu.edu/state-relations)

# NIU in House District 4



Representative **Lilian Jiménez**

## NIU's Impact on the District

### By the Numbers

**39** 2025 Students Enrolled.  
**311** Alumni.

**28** Receive MAP Grants.  
**33** Receive Pell Grants.

**6** Employees.  
**20** Vendors.

### 2025 Degrees Conferred

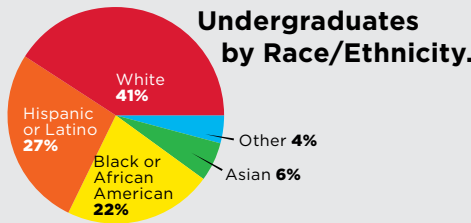
**5** Undergraduate.

**1** Graduate.

## Fall 2025 Enrollment Highlights

# 16,078 Students.

**12,118** Undergraduate.  
**3,608** Graduate.  
**352** College of Law.



## Financial Aid



**49%** undergraduates are Pell-eligible.

**46%** undergraduates receive MAP.

**86%** Huskie undergraduates receive financial aid.

**48%** undergraduates pay no tuition or fees thanks to AIM HIGH Huskie Pledge.

**\$30.2 million** in NIU-funded scholarships and grants to undergraduate students.



**4%** increase in enrollment.

Highest reenrollment rate in **25 years.**



**94%** undergraduates are Illinois residents.




Northern Illinois University

### NIU State Relations

Katie Davison  
Director of State Relations  
kdavison@niu.edu  
[go.niu.edu/state-relations](http://go.niu.edu/state-relations)

# NIU in House District 5



Representative **Kimberly du Buclet**

## NIU's Impact on the District

By the Numbers

**76** 2025 Students Enrolled.  
**549** Alumni.

**46** Receive MAP Grants.  
**54** Receive Pell Grants.

**7** Employees.  
**81** Vendors.

2025 Degrees Conferred

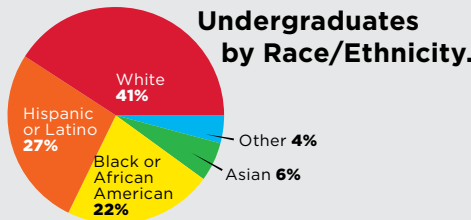
**4** Undergraduate.

**3** Graduate.

### Fall 2025 Enrollment Highlights

**16,078** Students.

**12,118** Undergraduate.  
**3,608** Graduate.  
**352** College of Law.



**4%** increase in enrollment.

Highest reenrollment rate in **25 years.**



**94%** undergraduates are Illinois residents.

### Financial Aid



**49%** undergraduates are Pell-eligible.

**46%** undergraduates receive MAP.

**86%** Huskie undergraduates receive financial aid.

**48%** undergraduates pay no tuition or fees thanks to AIM HIGH Huskie Pledge.

**\$30.2 million** in NIU-funded scholarships and grants to undergraduate students.



Northern Illinois University

### NIU State Relations

Katie Davison  
Director of State Relations  
kdavison@niu.edu  
[go.niu.edu/state-relations](http://go.niu.edu/state-relations)

# NIU in House District 6



Representative **Sonya M. Harper**

## NIU's Impact on the District

### By the Numbers

**89** 2025 Students Enrolled.  
**351** Alumni.

**68** Receive MAP Grants.  
**73** Receive Pell Grants.

**4** Employees.  
**318** Vendors.

### 2025 Degrees Conferred

**2** Undergraduate.

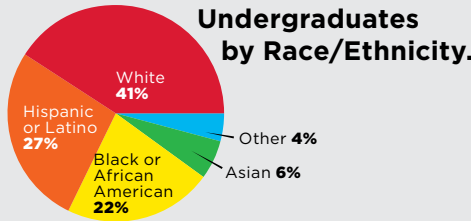
**2** Graduate.

### Fall 2025 Enrollment Highlights

# 16,078

Students.

**12,118** Undergraduate.  
**3,608** Graduate.  
**352** College of Law.



### Financial Aid



**49%** undergraduates are **Pell-eligible**.

**46%** undergraduates receive **MAP**.

**86%** Huskie undergraduates receive **financial aid**.


**48%** undergraduates pay no tuition or fees thanks to **AIM HIGH Huskie Pledge**.

**\$30.2 million** in NIU-funded scholarships and grants to undergraduate students.



**4%** increase in enrollment.

Highest reenrollment rate in **25 years.**



**94%** undergraduates are Illinois residents.



Northern Illinois University

### NIU State Relations

Katie Davison  
Director of State Relations  
kdavison@niu.edu  
[go.niu.edu/state-relations](http://go.niu.edu/state-relations)

# NIU in House District 7



Representative **Emanuel "Chris" Welch**

## NIU's Impact on the District

By the Numbers

**85** 2025 Students Enrolled.  
**1,111** Alumni.

**49** Receive MAP Grants.  
**52** Receive Pell Grants.

**9** Employees.  
**44** Vendors.

2025 Degrees Conferred

**10** Undergraduate.

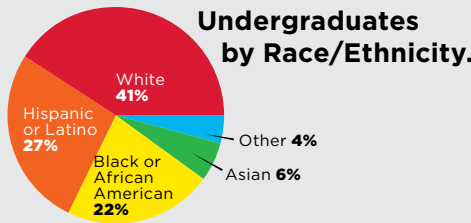
**5** Graduate.

### Fall 2025 Enrollment Highlights

# 16,078

Students.

**12,118** Undergraduate.  
**3,608** Graduate.  
**352** College of Law.



### Financial Aid



**49%** undergraduates are Pell-eligible.

**46%** undergraduates receive MAP.

**86%** Huskie undergraduates receive financial aid.

**48%** undergraduates pay no tuition or fees thanks to AIM HIGH Huskie Pledge.

**\$30.2 million** in NIU-funded scholarships and grants to undergraduate students.



**4%** increase in enrollment.

Highest reenrollment rate in **25 years.**



**94%** undergraduates are Illinois residents.



Northern Illinois University

### NIU State Relations

Katie Davison  
Director of State Relations  
kdavison@niu.edu  
[go.niu.edu/state-relations](http://go.niu.edu/state-relations)

# NIU in House District 8



Representative **La Shawn K. Ford**

## NIU's Impact on the District

By the Numbers

**97** 2025 Students Enrolled.  
**1,019** Alumni.

**63** Receive MAP Grants.  
**69** Receive Pell Grants.

**7** Employees.  
**17** Vendors.

2025 Degrees Conferred

**9** Undergraduate.

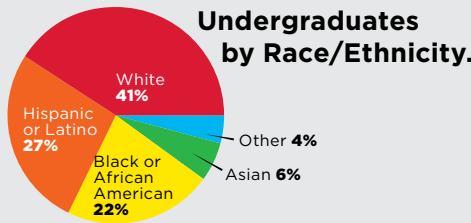
**4** Graduate.

### Fall 2025 Enrollment Highlights

# 16,078

Students.

**12,118** Undergraduate.  
**3,608** Graduate.  
**352** College of Law.



### Financial Aid



**49%** undergraduates are Pell-eligible.

**46%** undergraduates receive MAP.

**86%** Huskie undergraduates receive financial aid.

**48%** undergraduates pay no tuition or fees thanks to AIM HIGH Huskie Pledge.

**\$30.2 million** in NIU-funded scholarships and grants to undergraduate students.



**4%** increase in enrollment.

Highest reenrollment rate in **25 years.**



**94%** undergraduates are Illinois residents.




Northern Illinois University

### NIU State Relations

Katie Davison  
Director of State Relations  
kdavison@niu.edu  
[go.niu.edu/state-relations](http://go.niu.edu/state-relations)

# NIU in House District 9



Representative **Yolonda Morris**

## NIU's Impact on the District

By the Numbers

**78** 2025 Students Enrolled.  
**498** Alumni.

**58** Receive MAP Grants.  
**59** Receive Pell Grants.

**6** Employees.  
**89** Vendors.

2025 Degrees Conferred

**7** Undergraduate.

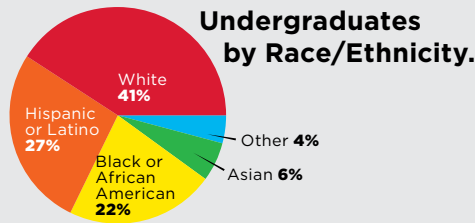
**1** Graduate.

### Fall 2025 Enrollment Highlights

# 16,078

Students.

**12,118** Undergraduate.  
**3,608** Graduate.  
**352** College of Law.



### Financial Aid



**49%** undergraduates are Pell-eligible.

**46%** undergraduates receive MAP.

**86%** Huskie undergraduates receive financial aid.

**48%** undergraduates pay no tuition or fees thanks to AIM HIGH Huskie Pledge.

**\$30.2 million** in NIU-funded scholarships and grants to undergraduate students.



**4%** increase in enrollment.

Highest reenrollment rate in **25 years.**



**94%** undergraduates are Illinois residents.



Northern Illinois University

### NIU State Relations

Katie Davison  
Director of State Relations  
kdavison@niu.edu  
[go.niu.edu/state-relations](http://go.niu.edu/state-relations)

# NIU in House District 10



Representative **Jawaharial Williams**

## NIU's Impact on the District

By the Numbers

**61** 2025 Students Enrolled.  
**502** Alumni.

**43** Receive MAP Grants.  
**52** Receive Pell Grants.

**8** Employees.  
**47** Vendors.

2025 Degrees Conferred

**6** Undergraduate.

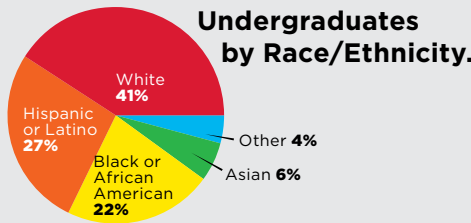
**0** Graduate.

### Fall 2025 Enrollment Highlights

# 16,078

Students.

**12,118** Undergraduate.  
**3,608** Graduate.  
**352** College of Law.



### Financial Aid



**49%** undergraduates are Pell-eligible.

**46%** undergraduates receive MAP.

**86%** Huskie undergraduates receive financial aid.

**48%** undergraduates pay no tuition or fees thanks to AIM HIGH Huskie Pledge.

**\$30.2 million** in NIU-funded scholarships and grants to undergraduate students.



**4%** increase in enrollment.

Highest reenrollment rate in **25 years.**



**94%** undergraduates are Illinois residents.




Northern Illinois University

### NIU State Relations

Katie Davison  
Director of State Relations  
kdavison@niu.edu  
[go.niu.edu/state-relations](http://go.niu.edu/state-relations)

# NIU in House District 11



Representative **Ann M. Williams**

## NIU's Impact on the District

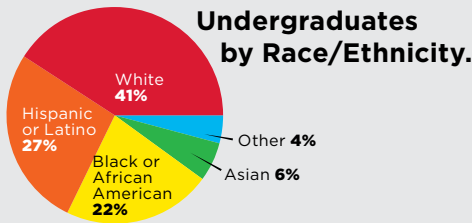
### By the Numbers

<b>9</b> 2025 Students Enrolled.	<b>2</b> Receive MAP Grants.	<b>7</b> Employees.
<b>766</b> Alumni.	<b>3</b> Receive Pell Grants.	<b>23</b> Vendors.
<b>0</b> 2025 Degrees Conferred Undergraduate.	<b>3</b> Graduate.	

### Fall 2025 Enrollment Highlights

# 16,078 Students.

**12,118** Undergraduate.  
**3,608** Graduate.  
**352** College of Law.



### Financial Aid



**49%** undergraduates are Pell-eligible.

**46%** undergraduates receive MAP.

**86%** Huskie undergraduates receive financial aid.

**48%** undergraduates pay no tuition or fees thanks to AIM HIGH Huskie Pledge.

**\$30.2 million** in NIU-funded scholarships and grants to undergraduate students.



**4%** increase in enrollment.

Highest reenrollment rate in **25 years.**



**94%** undergraduates are Illinois residents.




Northern Illinois University

### NIU State Relations

Katie Davison  
 Director of State Relations  
 kdavison@niu.edu  
[go.niu.edu/state-relations](http://go.niu.edu/state-relations)

# NIU in House District 12



Representative **Margaret Croke**

## NIU's Impact on the District

### By the Numbers

**15** 2025 Students Enrolled.  
**647** Alumni.

**4** Receive MAP Grants.  
**5** Receive Pell Grants.

**6** Employees.  
**29** Vendors.

### 2025 Degrees Conferred

**2** Undergraduate.

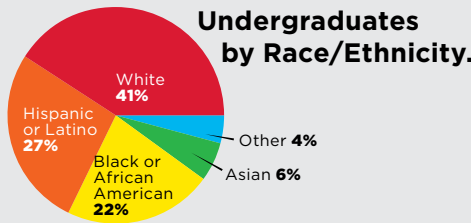
**4** Graduate.

### Fall 2025 Enrollment Highlights

# 16,078

Students.

**12,118** Undergraduate.  
**3,608** Graduate.  
**352** College of Law.



### Financial Aid



**49%** undergraduates are **Pell-eligible**.

**46%** undergraduates receive **MAP**.

**86%** Huskie undergraduates receive **financial aid**.


**48%** undergraduates pay no tuition or fees thanks to **AIM HIGH Huskie Pledge**.

**\$30.2 million** in NIU-funded scholarships and grants to undergraduate students.



**4%** increase in enrollment.

Highest reenrollment rate in **25 years.**



**94%** undergraduates are Illinois residents.




Northern Illinois University

### NIU State Relations

Katie Davison  
Director of State Relations  
kdavison@niu.edu  
[go.niu.edu/state-relations](http://go.niu.edu/state-relations)

# NIU in House District 13



Representative **Hoan Huynh**

## NIU's Impact on the District

By the Numbers

**34** 2025 Students Enrolled.  
**708** Alumni.

**15** Receive MAP Grants.  
**19** Receive Pell Grants.

**11** Employees.  
**37** Vendors.

2025 Degrees Conferred

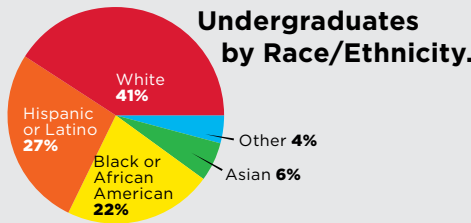
**3** Undergraduate.

**3** Graduate.

### Fall 2025 Enrollment Highlights

# 16,078 Students.

**12,118** Undergraduate.  
**3,608** Graduate.  
**352** College of Law.



### Financial Aid



**49%** undergraduates are Pell-eligible.

**46%** undergraduates receive MAP.

**86%** Huskie undergraduates receive financial aid.

**48%** undergraduates pay no tuition or fees thanks to AIM HIGH Huskie Pledge.

**\$30.2 million** in NIU-funded scholarships and grants to undergraduate students.



**4%** increase in enrollment.

Highest reenrollment rate in **25 years.**



**94%** undergraduates are Illinois residents.



Northern Illinois University

### NIU State Relations

Katie Davison  
Director of State Relations  
kdavison@niu.edu  
[go.niu.edu/state-relations](http://go.niu.edu/state-relations)

# NIU in House District 14



Representative **Kelly M. Cassidy**

## NIU's Impact on the District

### By the Numbers

**39** 2025 Students Enrolled.  
**556** Alumni.

**19** Receive MAP Grants.  
**21** Receive Pell Grants.

**13** Employees.  
**33** Vendors.

### 2025 Degrees Conferred

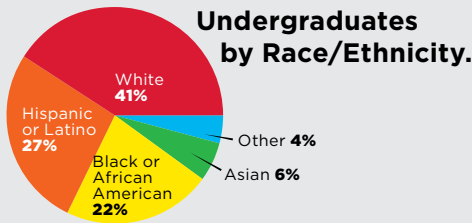
**3** Undergraduate.

**0** Graduate.

## Fall 2025 Enrollment Highlights

# 16,078 Students.

**12,118** Undergraduate.  
**3,608** Graduate.  
**352** College of Law.



## Financial Aid



**49%** undergraduates are Pell-eligible.

**46%** undergraduates receive MAP.

**86%** Huskie undergraduates receive financial aid.

**48%** undergraduates pay no tuition or fees thanks to AIM HIGH Huskie Pledge.

**\$30.2 million** in NIU-funded scholarships and grants to undergraduate students.



**4%** increase in enrollment.

Highest reenrollment rate in **25 years.**



**94%** undergraduates are Illinois residents.



Northern Illinois University

### NIU State Relations

Katie Davison  
Director of State Relations  
kdavison@niu.edu  
[go.niu.edu/state-relations](http://go.niu.edu/state-relations)

# NIU in House District 15



Representative **Michael J. Kelly**

## NIU's Impact on the District

### By the Numbers

**47** 2025 Students Enrolled.  
**848** Alumni.

**11** Receive MAP Grants.  
**17** Receive Pell Grants.

**5** Employees.  
**23** Vendors.

### 2025 Degrees Conferred

**5** Undergraduate.

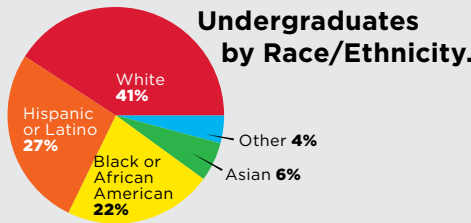
**3** Graduate.

### Fall 2025 Enrollment Highlights

# 16,078

Students.

**12,118** Undergraduate.  
**3,608** Graduate.  
**352** College of Law.



### Financial Aid



**49%** undergraduates are **Pell-eligible**.

**46%** undergraduates receive **MAP**.

**86%** Huskie undergraduates receive **financial aid**.

**48%** undergraduates pay no tuition or fees thanks to **AIM HIGH Huskie Pledge**.

**\$30.2 million** in NIU-funded scholarships and grants to undergraduate students.



**4%** increase in enrollment.

Highest reenrollment rate in **25 years.**



**94%** undergraduates are Illinois residents.



Northern Illinois University

### NIU State Relations

Katie Davison  
Director of State Relations  
kdavison@niu.edu  
[go.niu.edu/state-relations](http://go.niu.edu/state-relations)

# NIU in House District 16



Representative **Kevin John Olickal**

## NIU's Impact on the District

By the Numbers

**45** 2025 Students Enrolled.  
**593** Alumni.

**21** Receive MAP Grants.  
**25** Receive Pell Grants.

**3** Employees.  
**23** Vendors.

2025 Degrees Conferred

**6** Undergraduate.

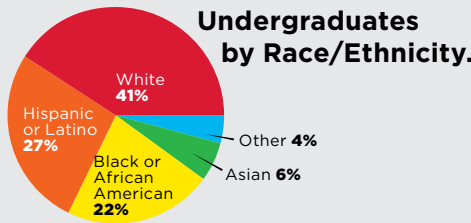
**1** Graduate.

### Fall 2025 Enrollment Highlights

# 16,078

Students.

**12,118** Undergraduate.  
**3,608** Graduate.  
**352** College of Law.



### Financial Aid



**49%** undergraduates are Pell-eligible.

**46%** undergraduates receive MAP.

**86%** Huskie undergraduates receive financial aid.


**48%** undergraduates pay no tuition or fees thanks to AIM HIGH Huskie Pledge.

**\$30.2 million** in NIU-funded scholarships and grants to undergraduate students.



**4%** increase in enrollment.

Highest reenrollment rate in **25 years.**



**94%** undergraduates are Illinois residents.



Northern Illinois University

### NIU State Relations

Katie Davison  
Director of State Relations  
kdavison@niu.edu  
[go.niu.edu/state-relations](http://go.niu.edu/state-relations)

# NIU in House District 17



Representative **Jennifer Gong-Gershowitz**

## NIU's Impact on the District

By the Numbers

**51** 2025 Students Enrolled.  
**1,174** Alumni.

**12** Receive MAP Grants.  
**15** Receive Pell Grants.

**4** Employees.  
**26** Vendors.

2025 Degrees Conferred

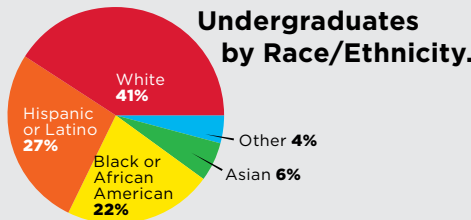
**6** Undergraduate.

**6** Graduate.

### Fall 2025 Enrollment Highlights

**16,078**  
Students.

**12,118** Undergraduate.  
**3,608** Graduate.  
**352** College of Law.



**4%**  
increase in enrollment.

Highest reenrollment rate in  
**25 years.**



**94%**  
undergraduates are Illinois residents.

### Financial Aid



**49%** undergraduates are Pell-eligible.

**46%** undergraduates receive MAP.

**86%**  
Huskie undergraduates receive financial aid.

**48%**  
undergraduates pay no tuition or fees thanks to AIM HIGH Huskie Pledge.

**\$30.2 million**  
in NIU-funded scholarships and grants to undergraduate students.



Northern Illinois University

### NIU State Relations

Katie Davison  
Director of State Relations  
kdavison@niu.edu  
[go.niu.edu/state-relations](http://go.niu.edu/state-relations)

# NIU in House District 18



Representative **Robyn Gabel**

## NIU's Impact on the District

By the Numbers

**36** 2025 Students Enrolled.  
**737** Alumni.

**14** Receive MAP Grants.  
**18** Receive Pell Grants.

**9** Employees.  
**50** Vendors.

2025 Degrees Conferred

**5** Undergraduate.

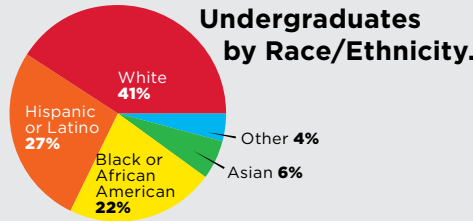
**6** Graduate.

### Fall 2025 Enrollment Highlights

# 16,078

Students.

**12,118** Undergraduate.  
**3,608** Graduate.  
**352** College of Law.



### Financial Aid



**49%** undergraduates are Pell-eligible.

**46%** undergraduates receive MAP.

**86%** Huskie undergraduates receive financial aid.

**48%** undergraduates pay no tuition or fees thanks to AIM HIGH Huskie Pledge.

**\$30.2 million** in NIU-funded scholarships and grants to undergraduate students.



**4%** increase in enrollment.

Highest reenrollment rate in **25 years.**



**94%** undergraduates are Illinois residents.




Northern Illinois University

### NIU State Relations

Katie Davison  
Director of State Relations  
kdavison@niu.edu  
[go.niu.edu/state-relations](http://go.niu.edu/state-relations)

# NIU in House District 19



Representative **Lindsey LaPointe**

## NIU's Impact on the District

By the Numbers

**48** 2025 Students Enrolled.  
**704** Alumni.

**14** Receive MAP Grants.  
**18** Receive Pell Grants.

**7** Employees.  
**28** Vendors.

2025 Degrees Conferred

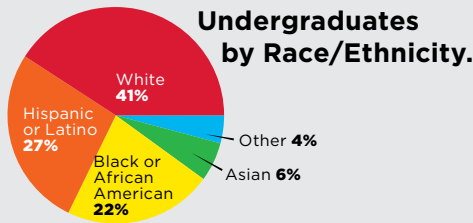
**10** Undergraduate.

**5** Graduate.

### Fall 2025 Enrollment Highlights

**16,078** Students.

**12,118** Undergraduate.  
**3,608** Graduate.  
**352** College of Law.



### Financial Aid



**49%** undergraduates are Pell-eligible.

**46%** undergraduates receive MAP.

**86%** Huskie undergraduates receive financial aid.

**48%** undergraduates pay no tuition or fees thanks to AIM HIGH Huskie Pledge.

**\$30.2 million** in NIU-funded scholarships and grants to undergraduate students.



**4%** increase in enrollment.

Highest reenrollment rate in **25 years.**



**94%** undergraduates are Illinois residents.




Northern Illinois University

### NIU State Relations

Katie Davison  
Director of State Relations  
kdavison@niu.edu  
[go.niu.edu/state-relations](http://go.niu.edu/state-relations)

# NIU in House District 20



Representative **Brad Stephens**

## NIU's Impact on the District

By the Numbers

**74** 2025 Students Enrolled.  
**833** Alumni.

**23** Receive MAP Grants.  
**31** Receive Pell Grants.

**1** Employees.  
**15** Vendors.

2025 Degrees Conferred

**10** Undergraduate.

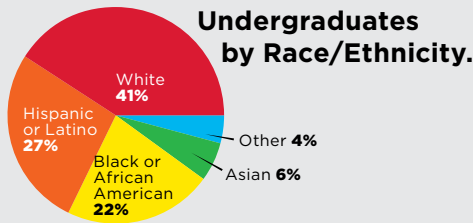
**3** Graduate.

### Fall 2025 Enrollment Highlights

# 16,078

Students.

**12,118** Undergraduate.  
**3,608** Graduate.  
**352** College of Law.



### Financial Aid



**49%** undergraduates are Pell-eligible.

**46%** undergraduates receive MAP.

**86%** Huskie undergraduates receive financial aid.

**48%** undergraduates pay no tuition or fees thanks to AIM HIGH Huskie Pledge.

**\$30.2 million** in NIU-funded scholarships and grants to undergraduate students.



**4%** increase in enrollment.

Highest reenrollment rate in **25 years.**



**94%** undergraduates are Illinois residents.




Northern Illinois University

### NIU State Relations

Katie Davison  
Director of State Relations  
kdavison@niu.edu  
[go.niu.edu/state-relations](http://go.niu.edu/state-relations)

# NIU in House District 21



Representative **Abdelnasser Rashid**

## NIU's Impact on the District

By the Numbers

**61** 2025 Students Enrolled.  
**651** Alumni.

**32** Receive MAP Grants.  
**37** Receive Pell Grants.

**1** Employees.  
**10** Vendors.

2025 Degrees Conferred

**5** Undergraduate.

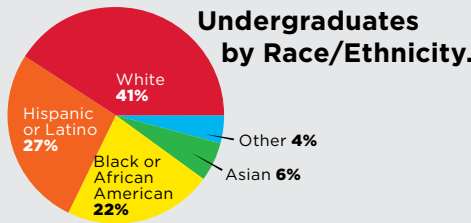
**2** Graduate.

### Fall 2025 Enrollment Highlights

# 16,078

Students.

**12,118** Undergraduate.  
**3,608** Graduate.  
**352** College of Law.



### Financial Aid



**49%** undergraduates are Pell-eligible.

**46%** undergraduates receive MAP.

**86%** Huskie undergraduates receive financial aid.

**48%** undergraduates pay no tuition or fees thanks to AIM HIGH Huskie Pledge.

**\$30.2 million** in NIU-funded scholarships and grants to undergraduate students.



**4%** increase in enrollment.

Highest reenrollment rate in **25 years.**



**94%** undergraduates are Illinois residents.



Northern Illinois University

### NIU State Relations

Katie Davison  
Director of State Relations  
kdavison@niu.edu  
[go.niu.edu/state-relations](http://go.niu.edu/state-relations)

# NIU in House District 22



Representative **Angelica Guerrero-Cuellar**

## NIU's Impact on the District

By the Numbers

**62** 2025 Students Enrolled.  
**331** Alumni.

**36** Receive MAP Grants.  
**43** Receive Pell Grants.

**3** Employees.  
**13** Vendors.

2025 Degrees Conferred

**10** Undergraduate.

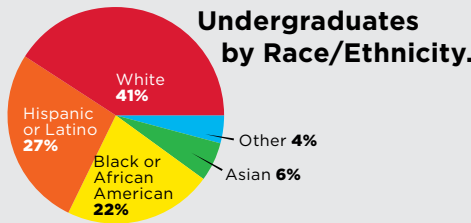
**1** Graduate.

### Fall 2025 Enrollment Highlights

# 16,078

Students.

**12,118** Undergraduate.  
**3,608** Graduate.  
**352** College of Law.



### Financial Aid



**49%** undergraduates are Pell-eligible.

**46%** undergraduates receive MAP.

**86%** Huskie undergraduates receive financial aid.

**48%** undergraduates pay no tuition or fees thanks to AIM HIGH Huskie Pledge.

**\$30.2 million** in NIU-funded scholarships and grants to undergraduate students.



**4%** increase in enrollment.

Highest reenrollment rate in **25 years.**



**94%** undergraduates are Illinois residents.



Northern Illinois University

### NIU State Relations

Katie Davison  
Director of State Relations  
kdavison@niu.edu  
[go.niu.edu/state-relations](http://go.niu.edu/state-relations)

# NIU in House District 23



Representative **Edgar González Jr.**

## NIU's Impact on the District

### By the Numbers

**51** 2025 Students Enrolled.  
**114** Alumni.

**44** Receive MAP Grants.  
**45** Receive Pell Grants.

**1** Employees.  
**9** Vendors.

### 2025 Degrees Conferred

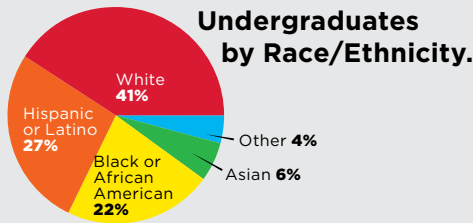
**4** Undergraduate.

**1** Graduate.

### Fall 2025 Enrollment Highlights

**16,078** Students.

**12,118** Undergraduate.  
**3,608** Graduate.  
**352** College of Law.



### Financial Aid



**49%** undergraduates are Pell-eligible.

**46%** undergraduates receive MAP.

**86%** Huskie undergraduates receive financial aid.

**48%** undergraduates pay no tuition or fees thanks to AIM HIGH Huskie Pledge.

**\$30.2 million** in NIU-funded scholarships and grants to undergraduate students.



**4%** increase in enrollment.

Highest reenrollment rate in **25 years.**



**94%** undergraduates are Illinois residents.



Northern Illinois University

### NIU State Relations

Katie Davison  
Director of State Relations  
kdavison@niu.edu  
[go.niu.edu/state-relations](http://go.niu.edu/state-relations)

# NIU in House District 24



Representative **Theresa Mah**

## NIU's Impact on the District

By the Numbers

**48** 2025 Students Enrolled.  
**290** Alumni.

**37** Receive MAP Grants.  
**39** Receive Pell Grants.

**1** Employees.  
**21** Vendors.

2025 Degrees Conferred

**5** Undergraduate.

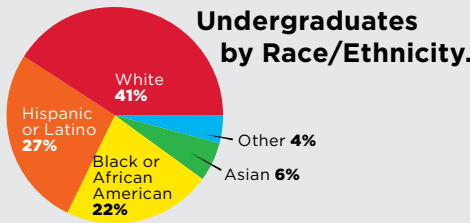
**6** Graduate.

### Fall 2025 Enrollment Highlights

# 16,078

Students.

**12,118** Undergraduate.  
**3,608** Graduate.  
**352** College of Law.



### Financial Aid



**49%** undergraduates are Pell-eligible.

**46%** undergraduates receive MAP.

**86%** Huskie undergraduates receive financial aid.

**48%** undergraduates pay no tuition or fees thanks to AIM HIGH Huskie Pledge.

**\$30.2 million** in NIU-funded scholarships and grants to undergraduate students.



**4%** increase in enrollment.

Highest reenrollment rate in **25 years.**



**94%** undergraduates are Illinois residents.



Northern Illinois University

### NIU State Relations

Katie Davison  
Director of State Relations  
kdavison@niu.edu  
[go.niu.edu/state-relations](http://go.niu.edu/state-relations)

# NIU in House District 25



Representative **Curtis J. Tarver II**

## NIU's Impact on the District

By the Numbers

**73** 2025 Students Enrolled.  
**417** Alumni.

**56** Receive MAP Grants.  
**59** Receive Pell Grants.

**4** Employees.  
**28** Vendors.

2025 Degrees Conferred

**8** Undergraduate.

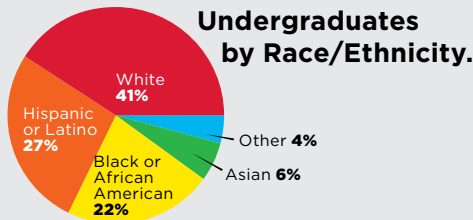
**2** Graduate.

### Fall 2025 Enrollment Highlights

# 16,078

Students.

**12,118** Undergraduate.  
**3,608** Graduate.  
**352** College of Law.



**4%** increase in enrollment.

Highest reenrollment rate in **25 years.**



**94%** undergraduates are Illinois residents.

### Financial Aid



**49%** undergraduates are Pell-eligible.

**46%** undergraduates receive MAP.

**86%** Huskie undergraduates receive financial aid.

**48%** undergraduates pay no tuition or fees thanks to AIM HIGH Huskie Pledge.

**\$30.2 million** in NIU-funded scholarships and grants to undergraduate students.



Northern Illinois University

### NIU State Relations

Katie Davison  
Director of State Relations  
kdavison@niu.edu  
[go.niu.edu/state-relations](http://go.niu.edu/state-relations)

# NIU in House District 26



Representative **Kam Buckner**

## NIU's Impact on the District

### By the Numbers

**77** 2025 Students Enrolled.  
**591** Alumni.

**56** Receive MAP Grants.  
**58** Receive Pell Grants.

**5** Employees.  
**61** Vendors.

### 2025 Degrees Conferred

**7** Undergraduate.

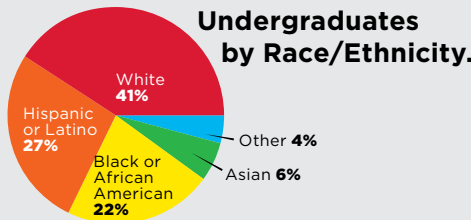
**3** Graduate.

### Fall 2025 Enrollment Highlights

# 16,078

Students.

**12,118** Undergraduate.  
**3,608** Graduate.  
**352** College of Law.



### Financial Aid



**49%** undergraduates are Pell-eligible.

**46%** undergraduates receive MAP.

**86%** Huskie undergraduates receive financial aid.

**48%** undergraduates pay no tuition or fees thanks to AIM HIGH Huskie Pledge.

**\$30.2 million** in NIU-funded scholarships and grants to undergraduate students.



**4%** increase in enrollment.

Highest reenrollment rate in **25 years.**



**94%** undergraduates are Illinois residents.



Northern Illinois University

### NIU State Relations

Katie Davison  
Director of State Relations  
kdavison@niu.edu  
[go.niu.edu/state-relations](http://go.niu.edu/state-relations)

# NIU in House District 27



Representative **Justin Slaughter**

## NIU's Impact on the District

### By the Numbers

**146** 2025 Students Enrolled.  
**931** Alumni.

**86** Receive MAP Grants.  
**101** Receive Pell Grants.

**2** Employees.  
**14** Vendors.

### 2025 Degrees Conferred

**13** Undergraduate.

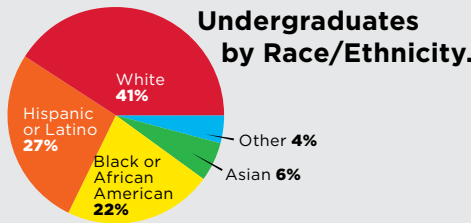
**1** Graduate.

### Fall 2025 Enrollment Highlights

# 16,078

Students.

**12,118** Undergraduate.  
**3,608** Graduate.  
**352** College of Law.



### Financial Aid



**49%** undergraduates are Pell-eligible.

**46%** undergraduates receive MAP.

**86%** Huskie undergraduates receive financial aid.

**48%** undergraduates pay no tuition or fees thanks to AIM HIGH Huskie Pledge.

**\$30.2 million** in NIU-funded scholarships and grants to undergraduate students.



**4%** increase in enrollment.

Highest reenrollment rate in **25 years.**



**94%** undergraduates are Illinois residents.



Northern Illinois University

### NIU State Relations

Katie Davison  
Director of State Relations  
kdavison@niu.edu  
[go.niu.edu/state-relations](http://go.niu.edu/state-relations)

# NIU in House District 28



Representative **Robert "Bob" Rita**

## NIU's Impact on the District

By the Numbers

**106** 2025 Students Enrolled.  
**743** Alumni.

**67** Receive MAP Grants.  
**77** Receive Pell Grants.

**1** Employees.  
**11** Vendors.

2025 Degrees Conferred

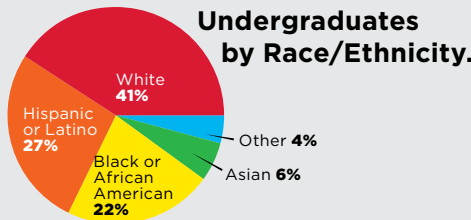
**19** Undergraduate.

**1** Graduate.

### Fall 2025 Enrollment Highlights

**16,078** Students.

**12,118** Undergraduate.  
**3,608** Graduate.  
**352** College of Law.



**4%** increase in enrollment.

Highest reenrollment rate in **25 years.**



**94%** undergraduates are Illinois residents.

### Financial Aid



**49%** undergraduates are Pell-eligible.

**46%** undergraduates receive MAP.

**86%** Huskie undergraduates receive financial aid.

**48%** undergraduates pay no tuition or fees thanks to AIM HIGH Huskie Pledge.

**\$30.2 million** in NIU-funded scholarships and grants to undergraduate students.



Northern Illinois University

### NIU State Relations

Katie Davison  
Director of State Relations  
kdavison@niu.edu  
[go.niu.edu/state-relations](http://go.niu.edu/state-relations)

# NIU in House District 29



Representative **Thaddeus Jones**

## NIU's Impact on the District

### By the Numbers

**141** 2025 Students Enrolled.  
**789** Alumni.

**85** Receive MAP Grants.  
**104** Receive Pell Grants.

**1** Employees.  
**14** Vendors.

### 2025 Degrees Conferred

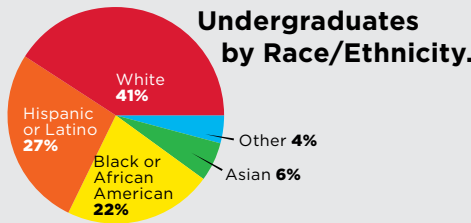
**13** Undergraduate.

**2** Graduate.

### Fall 2025 Enrollment Highlights

**16,078** Students.

**12,118** Undergraduate.  
**3,608** Graduate.  
**352** College of Law.



**4%** increase in enrollment.

Highest reenrollment rate in **25 years.**



**94%** undergraduates are Illinois residents.

### Financial Aid



**49%** undergraduates are Pell-eligible.

**46%** undergraduates receive MAP.

**86%** Huskie undergraduates receive financial aid.

**48%** undergraduates pay no tuition or fees thanks to AIM HIGH Huskie Pledge.

**\$30.2 million** in NIU-funded scholarships and grants to undergraduate students.



Northern Illinois University

### NIU State Relations

Katie Davison  
Director of State Relations  
kdavison@niu.edu  
[go.niu.edu/state-relations](http://go.niu.edu/state-relations)

# NIU in House District 30



Representative **William "Will" Davis**

## NIU's Impact on the District

By the Numbers

**102** 2025 Students Enrolled.  
**846** Alumni.

**64** Receive MAP Grants.  
**71** Receive Pell Grants.

**7** Employees.  
**9** Vendors.

2025 Degrees Conferred

**12** Undergraduate.

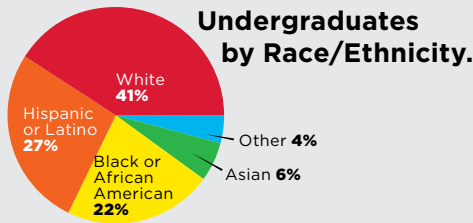
**4** Graduate.

### Fall 2025 Enrollment Highlights

# 16,078

Students.

**12,118** Undergraduate.  
**3,608** Graduate.  
**352** College of Law.



**4%** increase in enrollment.

Highest reenrollment rate in **25 years.**



**94%** undergraduates are Illinois residents.

### Financial Aid



**49%** undergraduates are Pell-eligible.

**46%** undergraduates receive MAP.

**86%** Huskie undergraduates receive financial aid.

**48%** undergraduates pay no tuition or fees thanks to AIM HIGH Huskie Pledge.

**\$30.2 million** in NIU-funded scholarships and grants to undergraduate students.



Northern Illinois University

### NIU State Relations

Katie Davison  
Director of State Relations  
kdavison@niu.edu  
[go.niu.edu/state-relations](http://go.niu.edu/state-relations)

# NIU in House District 31



Representative **Michael Crawford**

## NIU's Impact on the District

By the Numbers

**140** 2025 Students Enrolled.  
**594** Alumni.

**87** Receive MAP Grants.  
**102** Receive Pell Grants.

**2** Employees.  
**14** Vendors.

2025 Degrees Conferred

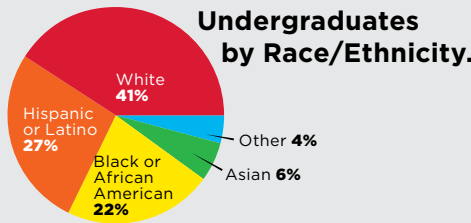
**17** Undergraduate.

**2** Graduate.

### Fall 2025 Enrollment Highlights

**16,078** Students.

**12,118** Undergraduate.  
**3,608** Graduate.  
**352** College of Law.



**4%** increase in enrollment.

Highest reenrollment rate in **25 years.**



**94%** undergraduates are Illinois residents.

### Financial Aid



**49%** undergraduates are Pell-eligible.

**46%** undergraduates receive MAP.

**86%** Huskie undergraduates receive financial aid.

**48%** undergraduates pay no tuition or fees thanks to AIM HIGH Huskie Pledge.

**\$30.2 million** in NIU-funded scholarships and grants to undergraduate students.



Northern Illinois University

### NIU State Relations

Katie Davison  
Director of State Relations  
kdavison@niu.edu  
[go.niu.edu/state-relations](http://go.niu.edu/state-relations)

# NIU in House District 32



Representative **Lisa Davis**

## NIU's Impact on the District

By the Numbers

**104** 2025 Students Enrolled.  
**324** Alumni.

**76** Receive MAP Grants.  
**79** Receive Pell Grants.

**6** Employees.  
**16** Vendors.

2025 Degrees Conferred

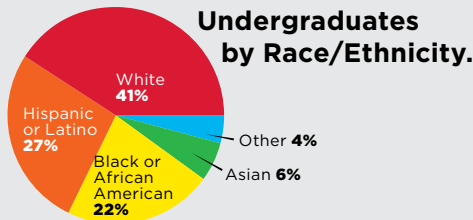
**7** Undergraduate.

**1** Graduate.

### Fall 2025 Enrollment Highlights

**16,078** Students.

**12,118** Undergraduate.  
**3,608** Graduate.  
**352** College of Law.



### Financial Aid



**49%** undergraduates are Pell-eligible.

**46%** undergraduates receive MAP.

**86%** Huskie undergraduates receive financial aid.

**48%** undergraduates pay no tuition or fees thanks to AIM HIGH Huskie Pledge.

**\$30.2 million** in NIU-funded scholarships and grants to undergraduate students.



**4%** increase in enrollment.

Highest reenrollment rate in **25 years.**



**94%** undergraduates are Illinois residents.



Northern Illinois University

### NIU State Relations

Katie Davison  
Director of State Relations  
kdavison@niu.edu  
[go.niu.edu/state-relations](http://go.niu.edu/state-relations)

# NIU in House District 33



Representative **Marcus C. Evans Jr.**

## NIU's Impact on the District

By the Numbers

**130** 2025 Students Enrolled.  
**468** Alumni.

**88** Receive MAP Grants.  
**103** Receive Pell Grants.

**2** Employees.  
**11** Vendors.

2025 Degrees Conferred

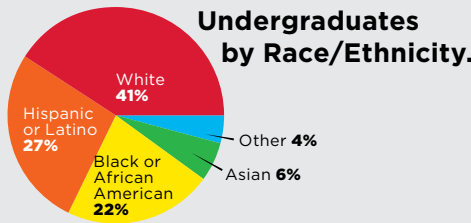
**3** Undergraduate.

**12** Graduate.

### Fall 2025 Enrollment Highlights

**16,078** Students.

**12,118** Undergraduate.  
**3,608** Graduate.  
**352** College of Law.



**4%** increase in enrollment.

Highest reenrollment rate in **25 years.**



**94%** undergraduates are Illinois residents.

### Financial Aid



**49%** undergraduates are Pell-eligible.

**46%** undergraduates receive MAP.

**86%** Huskie undergraduates receive financial aid.

**48%** undergraduates pay no tuition or fees thanks to AIM HIGH Huskie Pledge.

**\$30.2 million** in NIU-funded scholarships and grants to undergraduate students.



Northern Illinois University

### NIU State Relations

Katie Davison  
Director of State Relations  
kdavison@niu.edu  
[go.niu.edu/state-relations](http://go.niu.edu/state-relations)

# NIU in House District 34



Representative **Nicholas K. Smith**

## NIU's Impact on the District

By the Numbers

**119** 2025 Students Enrolled.  
**584** Alumni.

**82** Receive MAP Grants.  
**96** Receive Pell Grants.

**4** Employees.  
**15** Vendors.

2025 Degrees Conferred

**12** Undergraduate.

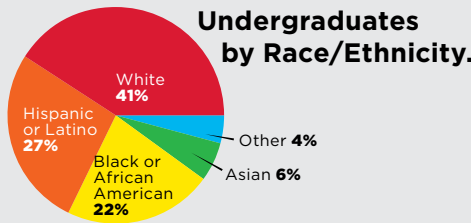
**5** Graduate.

### Fall 2025 Enrollment Highlights

# 16,078

Students.

**12,118** Undergraduate.  
**3,608** Graduate.  
**352** College of Law.



### Financial Aid



**49%** undergraduates are Pell-eligible.

**46%** undergraduates receive MAP.

**86%** Huskie undergraduates receive financial aid.

**48%** undergraduates pay no tuition or fees thanks to AIM HIGH Huskie Pledge.

**\$30.2 million** in NIU-funded scholarships and grants to undergraduate students.



**4%** increase in enrollment.

Highest reenrollment rate in **25 years.**



**94%** undergraduates are Illinois residents.



Northern Illinois University

### NIU State Relations

Katie Davison  
Director of State Relations  
kdavison@niu.edu  
[go.niu.edu/state-relations](http://go.niu.edu/state-relations)

# NIU in House District 35



Representative **Mary Gill**

## NIU's Impact on the District

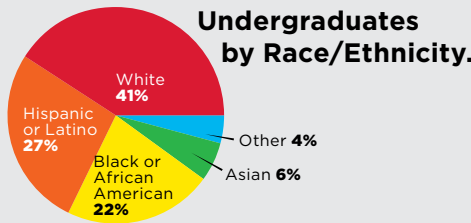
**By the Numbers**

<b>121</b> 2025 Students Enrolled.	<b>48</b> Receive MAP Grants.	<b>6</b> Employees.
<b>1,506</b> Alumni.	<b>51</b> Receive Pell Grants.	<b>15</b> Vendors.
<b>2025 Degrees Conferred</b>	<b>14</b> Undergraduate.	<b>3</b> Graduate.

### Fall 2025 Enrollment Highlights

# 16,078 Students.

**12,118** Undergraduate.  
**3,608** Graduate.  
**352** College of Law.



### Financial Aid



**49%** undergraduates are **Pell-eligible**.

**46%** undergraduates receive **MAP**.

**86%** Huskie undergraduates receive **financial aid**.

**48%** undergraduates pay no tuition or fees thanks to **AIM HIGH Huskie Pledge**.

**\$30.2 million** in NIU-funded scholarships and grants to undergraduate students.



**4%** increase in enrollment.

Highest reenrollment rate in **25 years.**



**94%** undergraduates are Illinois residents.



Northern Illinois University

### NIU State Relations

Katie Davison  
 Director of State Relations  
 kdavison@niu.edu  
[go.niu.edu/state-relations](http://go.niu.edu/state-relations)

# NIU in House District 36



Representative **Rick Ryan**

## NIU's Impact on the District

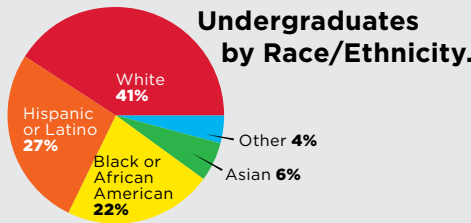
By the Numbers	<b>73</b> 2025 Students Enrolled.	<b>29</b> Receive MAP Grants.	<b>2</b> Employees.
	<b>1,038</b> Alumni.	<b>35</b> Receive Pell Grants.	<b>8</b> Vendors.
<hr/>			
2025 Degrees Conferred	<b>5</b> Undergraduate.	<b>4</b> Graduate.	

### Fall 2025 Enrollment Highlights

# 16,078

## Students.

**12,118** Undergraduate.  
**3,608** Graduate.  
**352** College of Law.



### Financial Aid



**49%** undergraduates are Pell-eligible.

**46%** undergraduates receive MAP.

**86%** Huskie undergraduates receive financial aid.

**48%** undergraduates pay no tuition or fees thanks to AIM HIGH Huskie Pledge.

**\$30.2 million** in NIU-funded scholarships and grants to undergraduate students.



**4%** increase in enrollment.

Highest reenrollment rate in **25 years.**



**94%** undergraduates are Illinois residents.




Northern Illinois University

### NIU State Relations

Katie Davison  
 Director of State Relations  
 kdavison@niu.edu  
[go.niu.edu/state-relations](http://go.niu.edu/state-relations)

# NIU in House District 37



Representative **Patrick Sheehan**

## NIU's Impact on the District

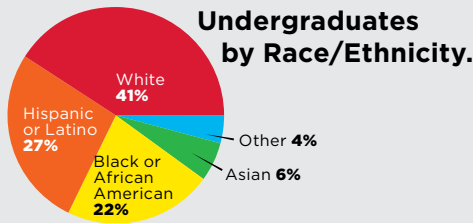
By the Numbers	<b>98</b> 2025 Students Enrolled.	<b>21</b> Receive MAP Grants.	<b>4</b> Employees.
	<b>2,194</b> Alumni.	<b>30</b> Receive Pell Grants.	<b>19</b> Vendors.
2025 Degrees Conferred	<b>16</b> Undergraduate.	<b>4</b> Graduate.	

### Fall 2025 Enrollment Highlights

# 16,078

## Students.

**12,118** Undergraduate.  
**3,608** Graduate.  
**352** College of Law.



### Financial Aid



**49%** undergraduates are Pell-eligible.

**46%** undergraduates receive MAP.

**86%** Huskie undergraduates receive financial aid.

**48%** undergraduates pay no tuition or fees thanks to AIM HIGH Huskie Pledge.

**\$30.2 million** in NIU-funded scholarships and grants to undergraduate students.



**4%** increase in enrollment.

Highest reenrollment rate in **25 years.**



**94%** undergraduates are Illinois residents.



Northern Illinois University

### NIU State Relations

Katie Davison  
 Director of State Relations  
 kdavison@niu.edu  
[go.niu.edu/state-relations](http://go.niu.edu/state-relations)

# NIU in House District 38



Representative **Debbie Meyers-Martin**

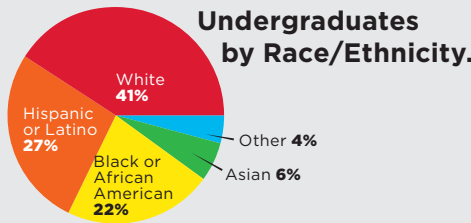
## NIU's Impact on the District

By the Numbers	<b>174</b> 2025 Students Enrolled.	<b>90</b> Receive MAP Grants.	<b>6</b> Employees.
	<b>1,346</b> Alumni.	<b>110</b> Receive Pell Grants.	<b>31</b> Vendors.
<hr/>			
2025 Degrees Conferred	<b>19</b> Undergraduate.	<b>3</b> Graduate.	

### Fall 2025 Enrollment Highlights

# 16,078 Students.

**12,118** Undergraduate.  
**3,608** Graduate.  
**352** College of Law.



### Financial Aid



**49%** undergraduates are Pell-eligible.

**46%** undergraduates receive MAP.

**86%** Huskie undergraduates receive financial aid.

**48%** undergraduates pay no tuition or fees thanks to AIM HIGH Huskie Pledge.

**\$30.2 million** in NIU-funded scholarships and grants to undergraduate students.



**4%** increase in enrollment.

Highest reenrollment rate in **25 years.**



**94%** undergraduates are Illinois residents.




Northern Illinois University

### NIU State Relations

Katie Davison  
 Director of State Relations  
 kdavison@niu.edu  
[go.niu.edu/state-relations](http://go.niu.edu/state-relations)

# NIU in House District 39



Representative **Will Guzzardi**

## NIU's Impact on the District

### By the Numbers

**37** 2025 Students Enrolled.  
**392** Alumni.

**23** Receive MAP Grants.  
**26** Receive Pell Grants.

**5** Employees.  
**20** Vendors.

### 2025 Degrees Conferred

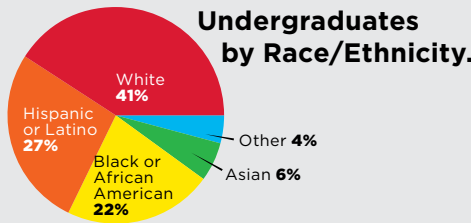
**4** Undergraduate.

**0** Graduate.

## Fall 2025 Enrollment Highlights

# 16,078 Students.

**12,118** Undergraduate.  
**3,608** Graduate.  
**352** College of Law.



## Financial Aid



**49%** undergraduates are Pell-eligible.

**46%** undergraduates receive MAP.

**86%** Huskie undergraduates receive financial aid.

**48%** undergraduates pay no tuition or fees thanks to AIM HIGH Huskie Pledge.

**\$30.2 million** in NIU-funded scholarships and grants to undergraduate students.



**4%** increase in enrollment.

Highest reenrollment rate in **25 years.**



**94%** undergraduates are Illinois residents.




Northern Illinois University

### NIU State Relations

Katie Davison  
Director of State Relations  
kdavison@niu.edu  
[go.niu.edu/state-relations](http://go.niu.edu/state-relations)

# NIU in House District 40



Representative **Jaime M. Andrade Jr.**

## NIU's Impact on the District

By the Numbers

**34** 2025 Students Enrolled.  
**526** Alumni.

**18** Receive MAP Grants.  
**20** Receive Pell Grants.

**2** Employees.  
**14** Vendors.

2025 Degrees Conferred

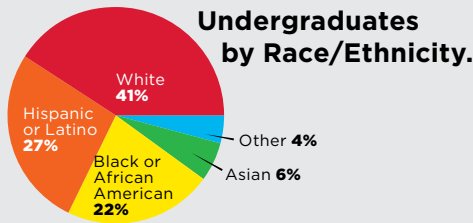
**2** Undergraduate.

**1** Graduate.

### Fall 2025 Enrollment Highlights

**16,078** Students.

**12,118** Undergraduate.  
**3,608** Graduate.  
**352** College of Law.



### Financial Aid



**49%** undergraduates are Pell-eligible.

**46%** undergraduates receive MAP.

**86%** Huskie undergraduates receive financial aid.

**48%** undergraduates pay no tuition or fees thanks to AIM HIGH Huskie Pledge.

**\$30.2 million** in NIU-funded scholarships and grants to undergraduate students.



**4%** increase in enrollment.

Highest reenrollment rate in **25 years.**



**94%** undergraduates are Illinois residents.



Northern Illinois University

### NIU State Relations

Katie Davison  
Director of State Relations  
kdavison@niu.edu  
[go.niu.edu/state-relations](http://go.niu.edu/state-relations)

# NIU in House District 41



Representative **Janet Yang Rohr**

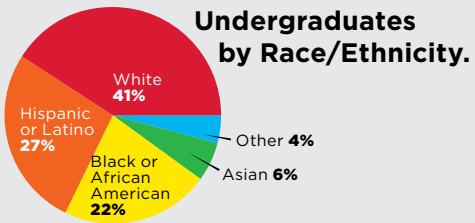
## NIU's Impact on the District

By the Numbers	<b>166</b> 2025 Students Enrolled.	<b>33</b> Receive MAP Grants.	<b>81</b> Employees.
	<b>3,425</b> Alumni.	<b>40</b> Receive Pell Grants.	<b>125</b> Vendors.
2025 Degrees Conferred	<b>34</b> Undergraduate.	<b>13</b> Graduate.	

### Fall 2025 Enrollment Highlights

# 16,078 Students.

**12,118** Undergraduate.  
**3,608** Graduate.  
**352** College of Law.



### Financial Aid



**49%** undergraduates are Pell-eligible.

**46%** undergraduates receive MAP.

**86%** Huskie undergraduates receive financial aid.

**48%** undergraduates pay no tuition or fees thanks to AIM HIGH Huskie Pledge.

**\$30.2 million** in NIU-funded scholarships and grants to undergraduate students.



**4%** increase in enrollment.

Highest reenrollment rate in **25 years.**




**94%** undergraduates are Illinois residents.



Northern Illinois University

**NIU State Relations**  
 Katie Davison  
 Director of State Relations  
 kdavison@niu.edu  
[go.niu.edu/state-relations](http://go.niu.edu/state-relations)

# NIU in House District 42



Representative **Margaret A. DeLaRosa**

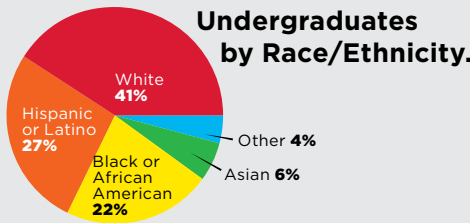
## NIU's Impact on the District

By the Numbers	<b>132</b> 2025 Students Enrolled.	<b>37</b> Receive MAP Grants.	<b>22</b> Employees.
	<b>3,249</b> Alumni.	<b>52</b> Receive Pell Grants.	<b>70</b> Vendors.
2025 Degrees Conferred	<b>21</b> Undergraduate.	<b>6</b> Graduate.	

### Fall 2025 Enrollment Highlights

# 16,078 Students.

**12,118** Undergraduate.  
**3,608** Graduate.  
**352** College of Law.



### Financial Aid



**49%** undergraduates are Pell-eligible.

**46%** undergraduates receive MAP.

**86%** Huskie undergraduates receive financial aid.

**48%** undergraduates pay no tuition or fees thanks to AIM HIGH Huskie Pledge.

**\$30.2 million** in NIU-funded scholarships and grants to undergraduate students.



**4%** increase in enrollment.

Highest reenrollment rate in **25 years.**



**94%** undergraduates are Illinois residents.



Northern Illinois University

### NIU State Relations

Katie Davison  
 Director of State Relations  
 kdavison@niu.edu  
[go.niu.edu/state-relations](http://go.niu.edu/state-relations)

# NIU in House District 43



Representative **Anna Moeller**

## NIU's Impact on the District

By the Numbers

**292** 2025 Students Enrolled.  
**1,681** Alumni.

**135** Receive MAP Grants.  
**166** Receive Pell Grants.

**8** Employees.  
**41** Vendors.

2025 Degrees Conferred

**60** Undergraduate.

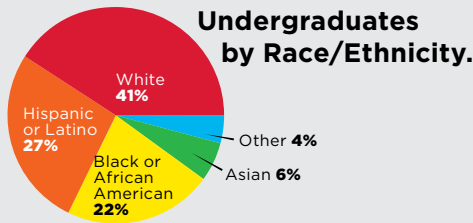
**5** Graduate.

### Fall 2025 Enrollment Highlights

# 16,078

Students.

**12,118** Undergraduate.  
**3,608** Graduate.  
**352** College of Law.



**4%** increase in enrollment.

Highest reenrollment rate in **25 years.**



**94%** undergraduates are Illinois residents.

### Financial Aid



**49%** undergraduates are Pell-eligible.

**46%** undergraduates receive MAP.

**86%** Huskie undergraduates receive financial aid.

**48%** undergraduates pay no tuition or fees thanks to AIM HIGH Huskie Pledge.

**\$30.2 million** in NIU-funded scholarships and grants to undergraduate students.



Northern Illinois University

### NIU State Relations

Katie Davison  
Director of State Relations  
kdavison@niu.edu  
[go.niu.edu/state-relations](http://go.niu.edu/state-relations)

# NIU in House District 44



Representative **Fred Crespo**

## NIU's Impact on the District

By the Numbers

**213** 2025 Students Enrolled.  
**1,893** Alumni.

**92** Receive MAP Grants.  
**105** Receive Pell Grants.

**7** Employees.  
**18** Vendors.

2025 Degrees Conferred

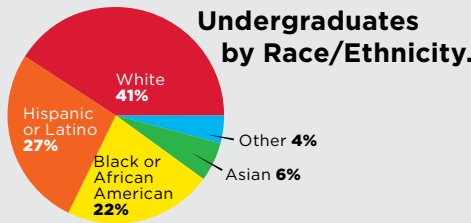
**43** Undergraduate.

**12** Graduate.

### Fall 2025 Enrollment Highlights

**16,078** Students.

**12,118** Undergraduate.  
**3,608** Graduate.  
**352** College of Law.



**4%** increase in enrollment.

Highest reenrollment rate in **25 years.**



**94%** undergraduates are Illinois residents.

### Financial Aid



**49%** undergraduates are Pell-eligible.

**46%** undergraduates receive MAP.

**86%** Huskie undergraduates receive financial aid.

**48%** undergraduates pay no tuition or fees thanks to AIM HIGH Huskie Pledge.

**\$30.2 million** in NIU-funded scholarships and grants to undergraduate students.




Northern Illinois University

### NIU State Relations

Katie Davison  
Director of State Relations  
kdavison@niu.edu  
[go.niu.edu/state-relations](http://go.niu.edu/state-relations)

# NIU in House District 45



Representative **Martha Deuter**

## NIU's Impact on the District

By the Numbers

**72** 2025 Students Enrolled.  
**2,180** Alumni.

**11** Receive MAP Grants.  
**18** Receive Pell Grants.

**17** Employees.  
**48** Vendors.

2025 Degrees Conferred

**9** Undergraduate.

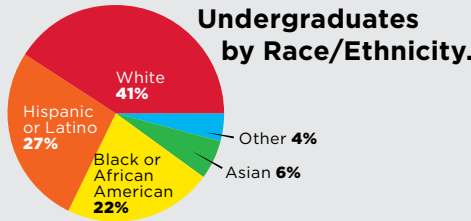
**5** Graduate.

### Fall 2025 Enrollment Highlights

# 16,078

Students.

**12,118** Undergraduate.  
**3,608** Graduate.  
**352** College of Law.



### Financial Aid



**49%** undergraduates are Pell-eligible.

**46%** undergraduates receive MAP.

**86%** Huskie undergraduates receive financial aid.

**48%** undergraduates pay no tuition or fees thanks to AIM HIGH Huskie Pledge.

**\$30.2 million** in NIU-funded scholarships and grants to undergraduate students.



**4%** increase in enrollment.

Highest reenrollment rate in **25 years.**



**94%** undergraduates are Illinois residents.



Northern Illinois University

### NIU State Relations

Katie Davison  
Director of State Relations  
kdavison@niu.edu  
[go.niu.edu/state-relations](http://go.niu.edu/state-relations)

# NIU in House District 46



Representative **Diane Blair-Sherlock**

## NIU's Impact on the District

By the Numbers

**123** 2025 Students Enrolled.  
**1,439** Alumni.

**50** Receive MAP Grants.  
**52** Receive Pell Grants.

**8** Employees.  
**39** Vendors.

2025 Degrees Conferred

**17** Undergraduate.

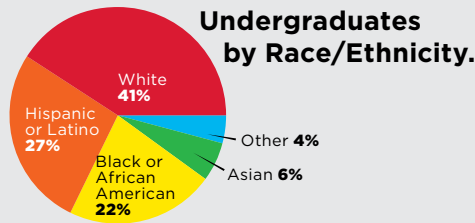
**8** Graduate.

### Fall 2025 Enrollment Highlights

# 16,078

Students.

**12,118** Undergraduate.  
**3,608** Graduate.  
**352** College of Law.



### Financial Aid



**49%** undergraduates are Pell-eligible.

**46%** undergraduates receive MAP.

**86%** Huskie undergraduates receive financial aid.

**48%** undergraduates pay no tuition or fees thanks to AIM HIGH Huskie Pledge.

**\$30.2 million** in NIU-funded scholarships and grants to undergraduate students.



**4%** increase in enrollment.

Highest reenrollment rate in **25 years.**



**94%** undergraduates are Illinois residents.



Northern Illinois University

### NIU State Relations

Katie Davison  
Director of State Relations  
kdavison@niu.edu  
[go.niu.edu/state-relations](http://go.niu.edu/state-relations)

# NIU in House District 47



Representative **Amy L. Grant**

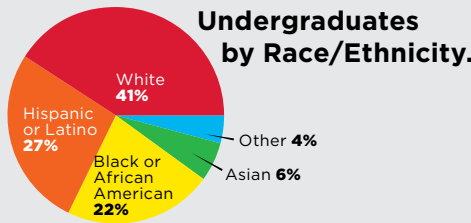
## NIU's Impact on the District

By the Numbers	<b>169</b> 2025 Students Enrolled.	<b>49</b> Receive MAP Grants.	<b>27</b> Employees.
	<b>3,836</b> Alumni.	<b>63</b> Receive Pell Grants.	<b>135</b> Vendors.
2025 Degrees Conferred	<b>33</b> Undergraduate.	<b>18</b> Graduate.	

### Fall 2025 Enrollment Highlights

# 16,078 Students.

**12,118** Undergraduate.  
**3,608** Graduate.  
**352** College of Law.



### Financial Aid



**49%** undergraduates are Pell-eligible.

**46%** undergraduates receive MAP.

**86%** Huskie undergraduates receive financial aid.

**48%** undergraduates pay no tuition or fees thanks to AIM HIGH Huskie Pledge.

**\$30.2 million** in NIU-funded scholarships and grants to undergraduate students.



**4%** increase in enrollment.

Highest reenrollment rate in **25 years.**



**94%** undergraduates are Illinois residents.




Northern Illinois University

### NIU State Relations

Katie Davison  
 Director of State Relations  
 kdavison@niu.edu  
[go.niu.edu/state-relations](http://go.niu.edu/state-relations)

# NIU in House District 48



Representative **Jennifer Sanalitra**

## NIU's Impact on the District

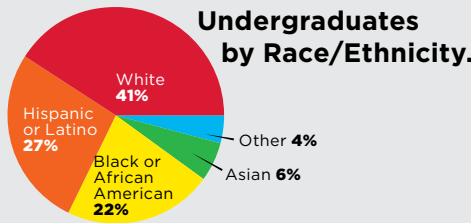
**By the Numbers**

<b>146</b> 2025 Students Enrolled.	<b>40</b> Receive MAP Grants.	<b>6</b> Employees.
<b>2,484</b> Alumni.	<b>46</b> Receive Pell Grants.	<b>50</b> Vendors.
<b>2025 Degrees Conferred</b>	<b>35</b> Undergraduate.	<b>10</b> Graduate.

### Fall 2025 Enrollment Highlights

# 16,078 Students.

**12,118** Undergraduate.  
**3,608** Graduate.  
**352** College of Law.



### Financial Aid



**49%** undergraduates are **Pell-eligible**.

**46%** undergraduates receive **MAP**.

**86%** Huskie undergraduates receive **financial aid**.

**48%** undergraduates pay no tuition or fees thanks to **AIM HIGH Huskie Pledge**.

**\$30.2 million** in NIU-funded scholarships and grants to undergraduate students.



**4%** increase in enrollment.

Highest reenrollment rate in **25 years.**



**94%** undergraduates are Illinois residents.




Northern Illinois University

### NIU State Relations

Katie Davison  
 Director of State Relations  
 kdavison@niu.edu  
[go.niu.edu/state-relations](http://go.niu.edu/state-relations)

# NIU in House District 49



Representative **Maura Hirschauer**

## NIU's Impact on the District

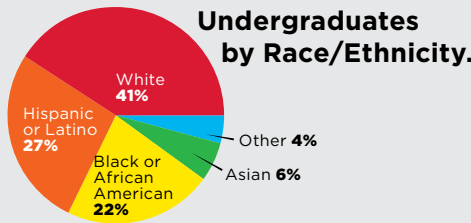
By the Numbers

<b>272</b> 2025 Students Enrolled.	<b>99</b> Receive MAP Grants.	<b>45</b> Employees.
<b>3,000</b> Alumni.	<b>116</b> Receive Pell Grants.	<b>76</b> Vendors.
2025 Degrees Conferred	<b>56</b> Undergraduate.	<b>7</b> Graduate.

### Fall 2025 Enrollment Highlights

# 16,078 Students.

**12,118** Undergraduate.  
**3,608** Graduate.  
**352** College of Law.



### Financial Aid



**49%** undergraduates are Pell-eligible.

**46%** undergraduates receive MAP.

**86%** Huskie undergraduates receive financial aid.

**48%** undergraduates pay no tuition or fees thanks to AIM HIGH Huskie Pledge.

**\$30.2 million** in NIU-funded scholarships and grants to undergraduate students.



**4%** increase in enrollment.

Highest reenrollment rate in **25 years.**



**94%** undergraduates are Illinois residents.




Northern Illinois University

### NIU State Relations

Katie Davison  
 Director of State Relations  
 kdavison@niu.edu  
[go.niu.edu/state-relations](http://go.niu.edu/state-relations)

# NIU in House District 50



Representative **Barbara Hernandez**

## NIU's Impact on the District

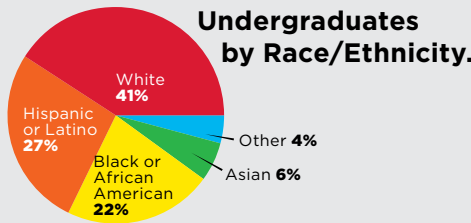
**By the Numbers**

<b>276</b> 2025 Students Enrolled.	<b>123</b> Receive MAP Grants.	<b>41</b> Employees.
<b>2,408</b> Alumni.	<b>144</b> Receive Pell Grants.	<b>139</b> Vendors.
<b>2025 Degrees Conferred</b>	<b>60</b> Undergraduate.	<b>15</b> Graduate.

### Fall 2025 Enrollment Highlights

# 16,078 Students.

**12,118** Undergraduate.  
**3,608** Graduate.  
**352** College of Law.



### Financial Aid



**49%** undergraduates are **Pell-eligible**.

**46%** undergraduates receive **MAP**.

**86%** Huskie undergraduates receive **financial aid**.

**48%** undergraduates pay no tuition or fees thanks to **AIM HIGH Huskie Pledge**.

**\$30.2 million** in NIU-funded scholarships and grants to undergraduate students.



**4%** increase in enrollment.

Highest reenrollment rate in **25 years.**



**94%** undergraduates are Illinois residents.



Northern Illinois University

### NIU State Relations

Katie Davison  
 Director of State Relations  
 kdavison@niu.edu  
[go.niu.edu/state-relations](http://go.niu.edu/state-relations)

# NIU in House District 51



Representative **Nabeela Syed**

## NIU's Impact on the District

By the Numbers

**132** 2025 Students Enrolled.  
**3,547** Alumni.

**33** Receive MAP Grants.  
**36** Receive Pell Grants.

**12** Employees.  
**48** Vendors.

2025 Degrees Conferred

**29** Undergraduate.

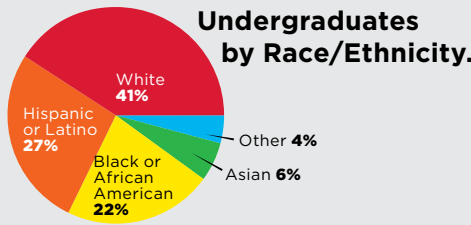
**18** Graduate.

### Fall 2025 Enrollment Highlights

# 16,078

Students.

**12,118** Undergraduate.  
**3,608** Graduate.  
**352** College of Law.



### Financial Aid



**49%** undergraduates are Pell-eligible.

**46%** undergraduates receive MAP.

**86%** Huskie undergraduates receive financial aid.

**48%** undergraduates pay no tuition or fees thanks to AIM HIGH Huskie Pledge.

**\$30.2 million** in NIU-funded scholarships and grants to undergraduate students.



**4%** increase in enrollment.

Highest reenrollment rate in **25 years.**



**94%** undergraduates are Illinois residents.



Northern Illinois University

### NIU State Relations

Katie Davison  
Director of State Relations  
kdavison@niu.edu  
[go.niu.edu/state-relations](http://go.niu.edu/state-relations)

# NIU in House District 52



Representative **Martin McLaughlin**

## NIU's Impact on the District

**By the Numbers**

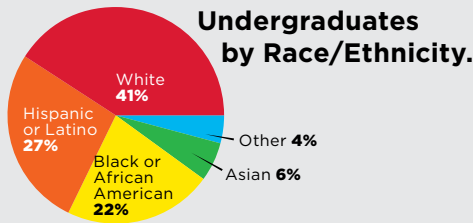
<b>149</b> 2025 Students Enrolled.	<b>43</b> Receive MAP Grants.	<b>8</b> Employees.
<b>3,399</b> Alumni.	<b>51</b> Receive Pell Grants.	<b>42</b> Vendors.
<b>2025 Degrees Conferred</b>	<b>37</b> Undergraduate.	<b>14</b> Graduate.

### Fall 2025 Enrollment Highlights

# 16,078

## Students.

**12,118** Undergraduate.  
**3,608** Graduate.  
**352** College of Law.



### Financial Aid



**49%** undergraduates are **Pell-eligible**.

**46%** undergraduates receive **MAP**.

**86%** Huskie undergraduates receive **financial aid**.

**48%** undergraduates pay no tuition or fees thanks to **AIM HIGH Huskie Pledge**.

**\$30.2 million** in NIU-funded scholarships and grants to undergraduate students.



**4%** increase in enrollment.

Highest reenrollment rate in **25 years.**



**94%** undergraduates are Illinois residents.



Northern Illinois University

### NIU State Relations

Katie Davison  
 Director of State Relations  
 kdavison@niu.edu  
[go.niu.edu/state-relations](http://go.niu.edu/state-relations)

# NIU in House District 53



Representative **Nicolle Grasse**

## NIU's Impact on the District

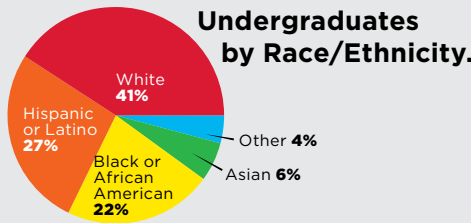
By the Numbers	<b>105</b> 2025 Students Enrolled.	<b>36</b> Receive MAP Grants.	<b>7</b> Employees.
	<b>2,030</b> Alumni.	<b>45</b> Receive Pell Grants.	<b>29</b> Vendors.
2025 Degrees Conferred	<b>24</b> Undergraduate.	<b>7</b> Graduate.	

### Fall 2025 Enrollment Highlights

# 16,078

## Students.

**12,118** Undergraduate.  
**3,608** Graduate.  
**352** College of Law.



### Financial Aid



**49%** undergraduates are Pell-eligible.

**46%** undergraduates receive MAP.

**86%** Huskie undergraduates receive financial aid.

**48%** undergraduates pay no tuition or fees thanks to AIM HIGH Huskie Pledge.

**\$30.2 million** in NIU-funded scholarships and grants to undergraduate students.



**4%** increase in enrollment.

Highest reenrollment rate in **25 years.**



**94%** undergraduates are Illinois residents.



Northern Illinois University

### NIU State Relations

Katie Davison  
 Director of State Relations  
 kdavison@niu.edu  
[go.niu.edu/state-relations](http://go.niu.edu/state-relations)

# NIU in House District 54



Representative **Mary Beth Canty**

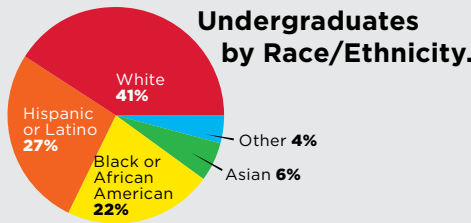
## NIU's Impact on the District

By the Numbers	<b>102</b> 2025 Students Enrolled.	<b>32</b> Receive MAP Grants.	<b>10</b> Employees.
	<b>2,643</b> Alumni.	<b>41</b> Receive Pell Grants.	<b>30</b> Vendors.
2025 Degrees Conferred	<b>28</b> Undergraduate.	<b>10</b> Graduate.	

### Fall 2025 Enrollment Highlights

# 16,078 Students.

**12,118** Undergraduate.  
**3,608** Graduate.  
**352** College of Law.



### Financial Aid



**49%** undergraduates are Pell-eligible.

**46%** undergraduates receive MAP.

**86%** Huskie undergraduates receive financial aid.

**48%** undergraduates pay no tuition or fees thanks to AIM HIGH Huskie Pledge.

**\$30.2 million** in NIU-funded scholarships and grants to undergraduate students.



**4%** increase in enrollment.

Highest reenrollment rate in **25 years.**



**94%** undergraduates are Illinois residents.



Northern Illinois University

### NIU State Relations

Katie Davison  
 Director of State Relations  
 kdavison@niu.edu  
[go.niu.edu/state-relations](http://go.niu.edu/state-relations)

# NIU in House District 55



Representative **Justin Cochran**

## NIU's Impact on the District

By the Numbers

**49** 2025 Students Enrolled.  
**1,162** Alumni.

**15** Receive MAP Grants.  
**17** Receive Pell Grants.

**4** Employees.  
**13** Vendors.

2025 Degrees Conferred

**10** Undergraduate.

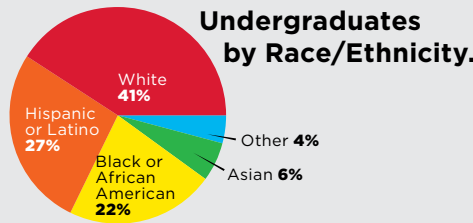
**7** Graduate.

### Fall 2025 Enrollment Highlights

# 16,078

Students.

**12,118** Undergraduate.  
**3,608** Graduate.  
**352** College of Law.



### Financial Aid



**49%** undergraduates are Pell-eligible.

**46%** undergraduates receive MAP.

**86%** Huskie undergraduates receive financial aid.

**48%** undergraduates pay no tuition or fees thanks to AIM HIGH Huskie Pledge.

**\$30.2 million** in NIU-funded scholarships and grants to undergraduate students.



**4%** increase in enrollment.

Highest reenrollment rate in **25 years.**



**94%** undergraduates are Illinois residents.



Northern Illinois University

### NIU State Relations

Katie Davison  
Director of State Relations  
kdavison@niu.edu  
[go.niu.edu/state-relations](http://go.niu.edu/state-relations)

# NIU in House District 56



Representative **Michelle Mussman**

## NIU's Impact on the District

By the Numbers

**125** 2025 Students Enrolled.  
**1,887** Alumni.

**35** Receive MAP Grants.  
**46** Receive Pell Grants.

**11** Employees.  
**72** Vendors.

2025 Degrees Conferred

**34** Undergraduate.

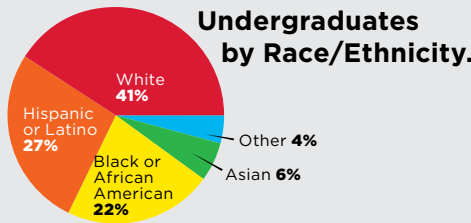
**13** Graduate.

### Fall 2025 Enrollment Highlights

# 16,078

Students.

**12,118** Undergraduate.  
**3,608** Graduate.  
**352** College of Law.



### Financial Aid



**49%** undergraduates are Pell-eligible.

**46%** undergraduates receive MAP.

**86%** Huskie undergraduates receive financial aid.

**48%** undergraduates pay no tuition or fees thanks to AIM HIGH Huskie Pledge.

**\$30.2 million** in NIU-funded scholarships and grants to undergraduate students.



**4%** increase in enrollment.

Highest reenrollment rate in **25 years.**



**94%** undergraduates are Illinois residents.



Northern Illinois University

### NIU State Relations

Katie Davison  
Director of State Relations  
kdavison@niu.edu  
[go.niu.edu/state-relations](http://go.niu.edu/state-relations)

# NIU in House District 57



Representative **Tracy Katz Muhl**

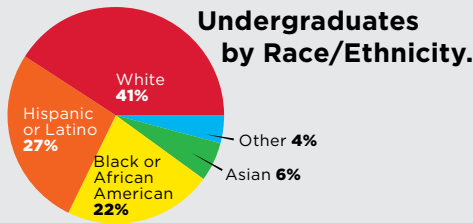
## NIU's Impact on the District

By the Numbers	<b>66</b> 2025 Students Enrolled.	<b>25</b> Receive MAP Grants.	<b>4</b> Employees.
	<b>1,420</b> Alumni.	<b>29</b> Receive Pell Grants.	<b>21</b> Vendors.
2025 Degrees Conferred	<b>11</b> Undergraduate.	<b>10</b> Graduate.	

### Fall 2025 Enrollment Highlights

# 16,078 Students.

**12,118** Undergraduate.  
**3,608** Graduate.  
**352** College of Law.



### Financial Aid



**49%** undergraduates are Pell-eligible.

**46%** undergraduates receive MAP.

**86%** Huskie undergraduates receive financial aid.

**48%** undergraduates pay no tuition or fees thanks to AIM HIGH Huskie Pledge.

**\$30.2 million** in NIU-funded scholarships and grants to undergraduate students.



**4%** increase in enrollment.

Highest reenrollment rate in **25 years.**



**94%** undergraduates are Illinois residents.



Northern Illinois University

### NIU State Relations

Katie Davison  
 Director of State Relations  
 kdavison@niu.edu  
[go.niu.edu/state-relations](http://go.niu.edu/state-relations)

# NIU in House District 58



Representative **Bob Morgan**

## NIU's Impact on the District

By the Numbers

**28** 2025 Students Enrolled.  
**1,195** Alumni.

**5** Receive MAP Grants.  
**8** Receive Pell Grants.

**2** Employees.  
**29** Vendors.

2025 Degrees Conferred

**1** Undergraduate.

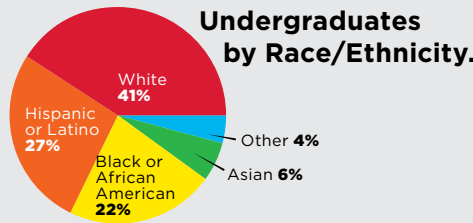
**6** Graduate.

### Fall 2025 Enrollment Highlights

# 16,078

Students.

**12,118** Undergraduate.  
**3,608** Graduate.  
**352** College of Law.



### Financial Aid



**49%** undergraduates are Pell-eligible.

**46%** undergraduates receive MAP.

**86%** Huskie undergraduates receive financial aid.

**48%** undergraduates pay no tuition or fees thanks to AIM HIGH Huskie Pledge.

**\$30.2 million** in NIU-funded scholarships and grants to undergraduate students.



**4%** increase in enrollment.

Highest reenrollment rate in **25 years.**



**94%** undergraduates are Illinois residents.




Northern Illinois University

### NIU State Relations

Katie Davison  
Director of State Relations  
kdavison@niu.edu  
[go.niu.edu/state-relations](http://go.niu.edu/state-relations)

# NIU in House District 59



Representative **Daniel Didech**

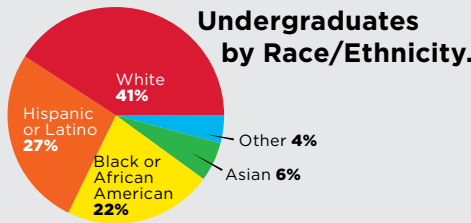
## NIU's Impact on the District

By the Numbers	<b>78</b> 2025 Students Enrolled.	<b>27</b> Receive MAP Grants.	<b>9</b> Employees.
	<b>1,834</b> Alumni.	<b>31</b> Receive Pell Grants.	<b>30</b> Vendors.
<hr/>			
2025 Degrees Conferred	<b>11</b> Undergraduate.	<b>17</b> Graduate.	

### Fall 2025 Enrollment Highlights

# 16,078 Students.

**12,118** Undergraduate.  
**3,608** Graduate.  
**352** College of Law.



### Financial Aid



**49%** undergraduates are Pell-eligible.

**46%** undergraduates receive MAP.

**86%** Huskie undergraduates receive financial aid.

**48%** undergraduates pay no tuition or fees thanks to AIM HIGH Huskie Pledge.

**\$30.2 million** in NIU-funded scholarships and grants to undergraduate students.



**4%** increase in enrollment.

Highest reenrollment rate in **25 years.**



**94%** undergraduates are Illinois residents.



Northern Illinois University

### NIU State Relations

Katie Davison  
 Director of State Relations  
 kdavison@niu.edu  
[go.niu.edu/state-relations](http://go.niu.edu/state-relations)

# NIU in House District 60



Representative **Rita Mayfield**

## NIU's Impact on the District

By the Numbers

**89** 2025 Students Enrolled.  
**624** Alumni.

**49** Receive MAP Grants.  
**57** Receive Pell Grants.

**0** Employees.  
**8** Vendors.

2025 Degrees Conferred

**9** Undergraduate.

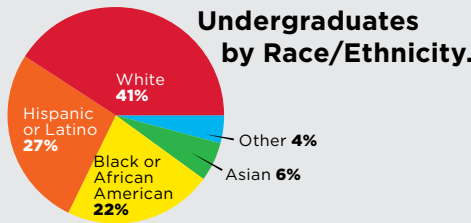
**3** Graduate.

### Fall 2025 Enrollment Highlights

# 16,078

Students.

**12,118** Undergraduate.  
**3,608** Graduate.  
**352** College of Law.



### Financial Aid



**49%** undergraduates are Pell-eligible.

**46%** undergraduates receive MAP.

**86%** Huskie undergraduates receive financial aid.

**48%** undergraduates pay no tuition or fees thanks to AIM HIGH Huskie Pledge.

**\$30.2 million** in NIU-funded scholarships and grants to undergraduate students.



**4%** increase in enrollment.

Highest reenrollment rate in **25 years.**



**94%** undergraduates are Illinois residents.




Northern Illinois University

### NIU State Relations

Katie Davison  
Director of State Relations  
kdavison@niu.edu  
[go.niu.edu/state-relations](http://go.niu.edu/state-relations)

# NIU in House District 61



Representative **Joyce Mason**

## NIU's Impact on the District

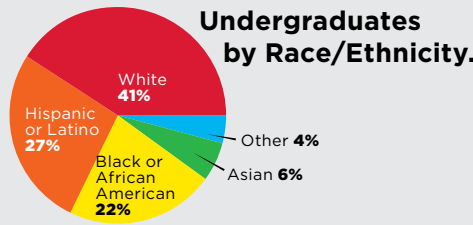
**By the Numbers**

<b>124</b> 2025 Students Enrolled.	<b>49</b> Receive MAP Grants.	<b>2</b> Employees.
<b>1,481</b> Alumni.	<b>60</b> Receive Pell Grants.	<b>14</b> Vendors.
<b>2025 Degrees Conferred</b>	<b>24</b> Undergraduate.	<b>1</b> Graduate.

### Fall 2025 Enrollment Highlights

# 16,078 Students.

**12,118** Undergraduate.  
**3,608** Graduate.  
**352** College of Law.



### Financial Aid



**49%** undergraduates are Pell-eligible.

**46%** undergraduates receive MAP.

**86%** Huskie undergraduates receive financial aid.

**48%** undergraduates pay no tuition or fees thanks to AIM HIGH Huskie Pledge.

**\$30.2 million** in NIU-funded scholarships and grants to undergraduate students.



**4%** increase in enrollment.

Highest reenrollment rate in **25 years.**



**94%** undergraduates are Illinois residents.



Northern Illinois University

### NIU State Relations

Katie Davison  
 Director of State Relations  
 kdavison@niu.edu  
[go.niu.edu/state-relations](http://go.niu.edu/state-relations)

# NIU in House District 62



Representative **Laura Faver Dias**

## NIU's Impact on the District

By the Numbers

**128** 2025 Students Enrolled.  
**1,723** Alumni.

**53** Receive MAP Grants.  
**59** Receive Pell Grants.

**1** Employees.  
**20** Vendors.

2025 Degrees Conferred

**22** Undergraduate.

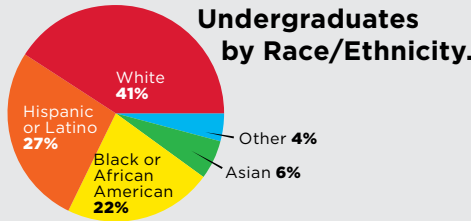
**13** Graduate.

### Fall 2025 Enrollment Highlights

# 16,078

Students.

**12,118** Undergraduate.  
**3,608** Graduate.  
**352** College of Law.



**4%** increase in enrollment.

Highest reenrollment rate in **25 years.**



**94%** undergraduates are Illinois residents.

### Financial Aid



**49%** undergraduates are Pell-eligible.

**46%** undergraduates receive MAP.

**86%** Huskie undergraduates receive financial aid.

**48%** undergraduates pay no tuition or fees thanks to AIM HIGH Huskie Pledge.

**\$30.2 million** in NIU-funded scholarships and grants to undergraduate students.



Northern Illinois University

### NIU State Relations

Katie Davison  
Director of State Relations  
kdavison@niu.edu  
[go.niu.edu/state-relations](http://go.niu.edu/state-relations)

# NIU in House District 63



Representative **Steven Reick**

## NIU's Impact on the District

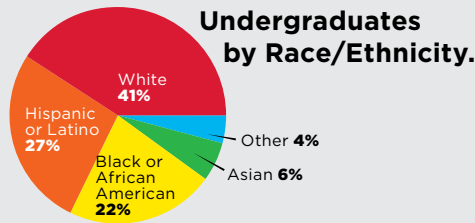
**By the Numbers**

<b>272</b> 2025 Students Enrolled.	<b>77</b> Receive MAP Grants.	<b>17</b> Employees.
<b>3,693</b> Alumni.	<b>105</b> Receive Pell Grants.	<b>45</b> Vendors.
<b>2025 Degrees Conferred</b>	<b>41</b> Undergraduate.	<b>20</b> Graduate.

### Fall 2025 Enrollment Highlights

# 16,078 Students.

**12,118** Undergraduate.  
**3,608** Graduate.  
**352** College of Law.



### Financial Aid



**49%** undergraduates are **Pell-eligible**.

**46%** undergraduates receive **MAP**.

**86%** Huskie undergraduates receive **financial aid**.

**48%** undergraduates pay no tuition or fees thanks to **AIM HIGH Huskie Pledge**.

**\$30.2 million** in NIU-funded scholarships and grants to undergraduate students.



**4%** increase in enrollment.

Highest reenrollment rate in **25 years.**



**94%** undergraduates are Illinois residents.



Northern Illinois University

### NIU State Relations

Katie Davison  
 Director of State Relations  
 kdavison@niu.edu  
[go.niu.edu/state-relations](http://go.niu.edu/state-relations)

# NIU in House District 64



Representative **Tom Weber**

## NIU's Impact on the District

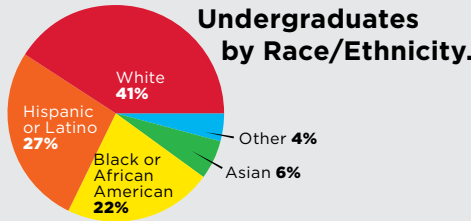
**By the Numbers**

<b>142</b> 2025 Students Enrolled.	<b>45</b> Receive MAP Grants.	<b>8</b> Employees.
<b>2,265</b> Alumni.	<b>54</b> Receive Pell Grants.	<b>26</b> Vendors.
<b>2025 Degrees Conferred</b>	<b>26</b> Undergraduate.	<b>4</b> Graduate.

### Fall 2025 Enrollment Highlights

# 16,078 Students.

**12,118** Undergraduate.  
**3,608** Graduate.  
**352** College of Law.



### Financial Aid



**49%** undergraduates are **Pell-eligible**.

**46%** undergraduates receive **MAP**.

**86%** Huskie undergraduates receive **financial aid**.


**48%** undergraduates pay no tuition or fees thanks to **AIM HIGH Huskie Pledge**.

**\$30.2 million** in NIU-funded scholarships and grants to undergraduate students.



**4%** increase in enrollment.

Highest reenrollment rate in **25 years.**



**94%** undergraduates are Illinois residents.



Northern Illinois University

### NIU State Relations

Katie Davison  
 Director of State Relations  
 kdavison@niu.edu  
[go.niu.edu/state-relations](http://go.niu.edu/state-relations)

# NIU in House District 65



Representative **Dan Ugaste**

## NIU's Impact on the District

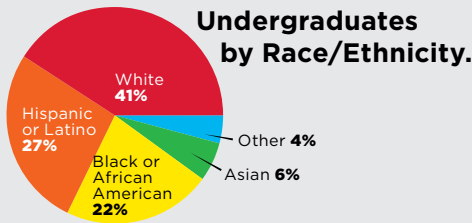
**By the Numbers**

<b>486</b> 2025 Students Enrolled.	<b>110</b> Receive MAP Grants.	<b>110</b> Employees.
<b>5,875</b> Alumni.	<b>138</b> Receive Pell Grants.	<b>161</b> Vendors.
<b>2025 Degrees Conferred</b>	<b>91</b> Undergraduate.	<b>38</b> Graduate.

### Fall 2025 Enrollment Highlights

# 16,078 Students.

**12,118** Undergraduate.  
**3,608** Graduate.  
**352** College of Law.



### Financial Aid



**49%** undergraduates are **Pell-eligible**.

**46%** undergraduates receive **MAP**.

**86%** Huskie undergraduates receive **financial aid**.

**48%** undergraduates pay no tuition or fees thanks to **AIM HIGH Huskie Pledge**.

**\$30.2 million** in NIU-funded scholarships and grants to undergraduate students.



**4%** increase in enrollment.

Highest reenrollment rate in **25 years.**



**94%** undergraduates are Illinois residents.



Northern Illinois University

### NIU State Relations

Katie Davison  
 Director of State Relations  
 kdavison@niu.edu  
[go.niu.edu/state-relations](http://go.niu.edu/state-relations)

# NIU in House District 66



Representative **Suzanne M. Ness**

## NIU's Impact on the District

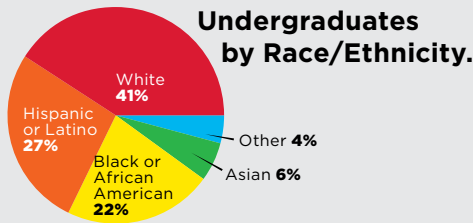
**By the Numbers**

<b>380</b> 2025 Students Enrolled.	<b>112</b> Receive MAP Grants.	<b>30</b> Employees.
<b>4,072</b> Alumni.	<b>139</b> Receive Pell Grants.	<b>75</b> Vendors.
<b>2025 Degrees Conferred</b>	<b>101</b> Undergraduate.	<b>18</b> Graduate.

### Fall 2025 Enrollment Highlights

# 16,078 Students.

**12,118** Undergraduate.  
**3,608** Graduate.  
**352** College of Law.



### Financial Aid



**49%** undergraduates are Pell-eligible.

**46%** undergraduates receive MAP.

**86%** Huskie undergraduates receive financial aid.

**48%** undergraduates pay no tuition or fees thanks to AIM HIGH Huskie Pledge.

**\$30.2 million** in NIU-funded scholarships and grants to undergraduate students.



**4%** increase in enrollment.

Highest reenrollment rate in **25 years.**



**94%** undergraduates are Illinois residents.



Northern Illinois University

### NIU State Relations

Katie Davison  
 Director of State Relations  
 kdavison@niu.edu  
[go.niu.edu/state-relations](http://go.niu.edu/state-relations)

# NIU in House District 67



Representative **Maurice A. West II**

## NIU's Impact on the District

By the Numbers

**451** 2025 Students Enrolled.  
**1,935** Alumni.

**251** Receive MAP Grants.  
**293** Receive Pell Grants.

**35** Employees.  
**139** Vendors.

2025 Degrees Conferred

**74** Undergraduate.

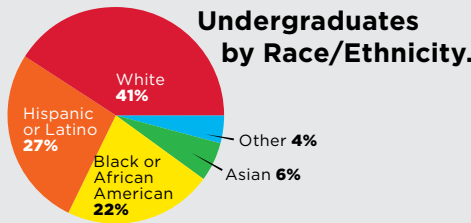
**11** Graduate.

### Fall 2025 Enrollment Highlights

# 16,078

Students.

**12,118** Undergraduate.  
**3,608** Graduate.  
**352** College of Law.



**4%** increase in enrollment.

Highest reenrollment rate in **25 years.**



**94%** undergraduates are Illinois residents.

### Financial Aid



**49%** undergraduates are Pell-eligible.

**46%** undergraduates receive MAP.

**86%** Huskie undergraduates receive financial aid.

**48%** undergraduates pay no tuition or fees thanks to AIM HIGH Huskie Pledge.

**\$30.2 million** in NIU-funded scholarships and grants to undergraduate students.



Northern Illinois University

### NIU State Relations

Katie Davison  
Director of State Relations  
kdavison@niu.edu  
[go.niu.edu/state-relations](http://go.niu.edu/state-relations)

# NIU in House District 68



Representative **Dave Vella**

## NIU's Impact on the District

**By the Numbers**

<b>626</b> 2025 Students Enrolled.	<b>298</b> Receive MAP Grants.	<b>61</b> Employees.
<b>3,873</b> Alumni.	<b>333</b> Receive Pell Grants.	<b>182</b> Vendors.

---

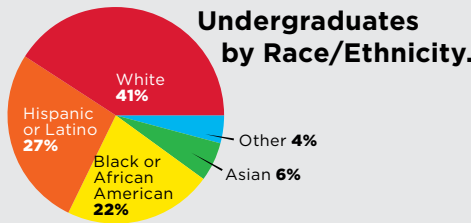
**2025 Degrees Conferred**

<b>102</b> Undergraduate.	<b>18</b> Graduate.
---------------------------	---------------------

### Fall 2025 Enrollment Highlights

# 16,078 Students.

**12,118** Undergraduate.  
**3,608** Graduate.  
**352** College of Law.



### Financial Aid



**49%** undergraduates are **Pell-eligible**.

**46%** undergraduates receive **MAP**.

**86%** Huskie undergraduates receive **financial aid**.


**48%** undergraduates pay no tuition or fees thanks to **AIM HIGH Huskie Pledge**.

**\$30.2 million** in NIU-funded scholarships and grants to undergraduate students.



**4%** increase in enrollment.

Highest reenrollment rate in **25 years.**



**94%** undergraduates are Illinois residents.




Northern Illinois University

### NIU State Relations

Katie Davison  
 Director of State Relations  
 kdavison@niu.edu  
[go.niu.edu/state-relations](http://go.niu.edu/state-relations)

# NIU in House District 69



Representative **Joe C. Sosnowski**

## NIU's Impact on the District

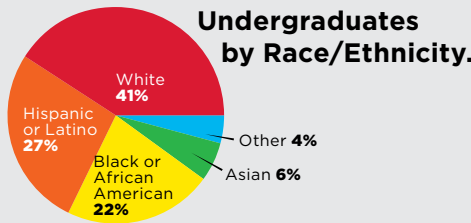
**By the Numbers**

<b>478</b> 2025 Students Enrolled.	<b>140</b> Receive MAP Grants.	<b>52</b> Employees.
<b>4,341</b> Alumni.	<b>181</b> Receive Pell Grants.	<b>79</b> Vendors.
<b>2025 Degrees Conferred</b>	<b>107</b> Undergraduate.	<b>26</b> Graduate.

### Fall 2025 Enrollment Highlights

# 16,078 Students.

**12,118** Undergraduate.  
**3,608** Graduate.  
**352** College of Law.



### Financial Aid



**49%** undergraduates are Pell-eligible.

**46%** undergraduates receive MAP.

**86%** Huskie undergraduates receive financial aid.

**48%** undergraduates pay no tuition or fees thanks to AIM HIGH Huskie Pledge.

**\$30.2 million** in NIU-funded scholarships and grants to undergraduate students.



**4%** increase in enrollment.

Highest reenrollment rate in **25 years.**



**94%** undergraduates are Illinois residents.



Northern Illinois University

### NIU State Relations

Katie Davison  
 Director of State Relations  
 kdavison@niu.edu  
[go.niu.edu/state-relations](http://go.niu.edu/state-relations)

# NIU in House District 70



Representative **Jeff Keicher**

## NIU's Impact on the District

**By the Numbers**

<b>707</b> 2025 Students Enrolled.	<b>168</b> Receive MAP Grants.	<b>518</b> Employees.
<b>6,935</b> Alumni.	<b>214</b> Receive Pell Grants.	<b>564</b> Vendors.

---

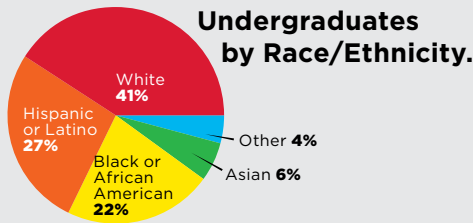
**2025 Degrees Conferred**

<b>105</b> Undergraduate.	<b>61</b> Graduate.
---------------------------	---------------------

### Fall 2025 Enrollment Highlights

# 16,078 Students.

**12,118** Undergraduate.  
**3,608** Graduate.  
**352** College of Law.



### Financial Aid



**49%** undergraduates are **Pell-eligible**.

**46%** undergraduates receive **MAP**.

**86%** Huskie undergraduates receive **financial aid**.

**48%** undergraduates pay no tuition or fees thanks to **AIM HIGH Huskie Pledge**.

**\$30.2 million** in NIU-funded scholarships and grants to undergraduate students.



**4%** increase in enrollment.

Highest reenrollment rate in **25 years.**



**94%** undergraduates are Illinois residents.



Northern Illinois University

### NIU State Relations

Katie Davison  
 Director of State Relations  
 kdavison@niu.edu  
[go.niu.edu/state-relations](http://go.niu.edu/state-relations)

# NIU in House District 71



Representative **Dan Swanson**

## NIU's Impact on the District

### By the Numbers

**30** 2025 Students Enrolled.  
**434** Alumni.

**8** Receive MAP Grants.

**2** Employees.

**8** Receive Pell Grants.

**19** Vendors.

### 2025 Degrees Conferred

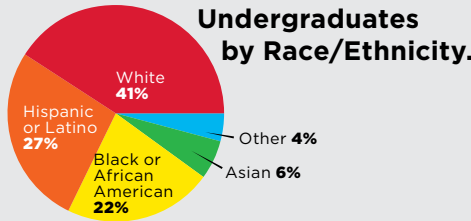
**6** Undergraduate.

**6** Graduate.

### Fall 2025 Enrollment Highlights


**16,078** Students.

**12,118** Undergraduate.  
**3,608** Graduate.  
**352** College of Law.



**4%** increase in enrollment.

Highest reenrollment rate in **25 years.**



**94%** undergraduates are Illinois residents.

### Financial Aid



**49%** undergraduates are Pell-eligible.

**46%** undergraduates receive MAP.

**86%** Huskie undergraduates receive financial aid.

**48%** undergraduates pay no tuition or fees thanks to AIM HIGH Huskie Pledge.

**\$30.2 million** in NIU-funded scholarships and grants to undergraduate students.



Northern Illinois University

### NIU State Relations

Katie Davison  
Director of State Relations  
kdavison@niu.edu  
[go.niu.edu/state-relations](http://go.niu.edu/state-relations)

# NIU in House District 72



Representative **Gregg Johnson**

## NIU's Impact on the District

### By the Numbers

**52** 2025 Students Enrolled.  
**529** Alumni.

**23** Receive MAP Grants.  
**26** Receive Pell Grants.

**1** Employees.  
**8** Vendors.

### 2025 Degrees Conferred

**6** Undergraduate.

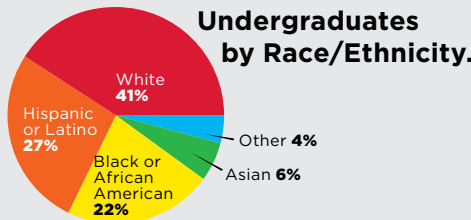
**5** Graduate.

### Fall 2025 Enrollment Highlights

# 16,078

Students.

**12,118** Undergraduate.  
**3,608** Graduate.  
**352** College of Law.



### Financial Aid



**49%** undergraduates are **Pell-eligible**.

**46%** undergraduates receive **MAP**.

**86%** Huskie undergraduates receive **financial aid**.

**48%** undergraduates pay no tuition or fees thanks to **AIM HIGH Huskie Pledge**.

**\$30.2 million** in NIU-funded scholarships and grants to undergraduate students.



**4%** increase in enrollment.

Highest reenrollment rate in **25 years.**



**94%** undergraduates are Illinois residents.



Northern Illinois University

### NIU State Relations

Katie Davison  
Director of State Relations  
kdavison@niu.edu  
[go.niu.edu/state-relations](http://go.niu.edu/state-relations)

# NIU in House District 73



Representative **Ryan Spain**

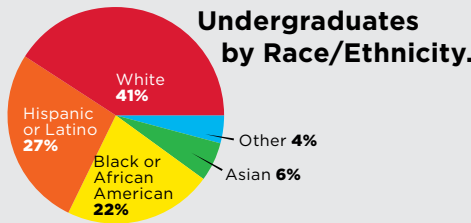
## NIU's Impact on the District

By the Numbers	<b>83</b> 2025 Students Enrolled.	<b>29</b> Receive MAP Grants.	<b>4</b> Employees.
	<b>1,120</b> Alumni.	<b>42</b> Receive Pell Grants.	<b>9</b> Vendors.
<hr/>			
2025 Degrees Conferred	<b>23</b> Undergraduate.	<b>6</b> Graduate.	

### Fall 2025 Enrollment Highlights

# 16,078 Students.

**12,118** Undergraduate.  
**3,608** Graduate.  
**352** College of Law.



### Financial Aid



**49%** undergraduates are Pell-eligible.

**46%** undergraduates receive MAP.

**86%** Huskie undergraduates receive financial aid.

**48%** undergraduates pay no tuition or fees thanks to AIM HIGH Huskie Pledge.

**\$30.2 million** in NIU-funded scholarships and grants to undergraduate students.



**4%** increase in enrollment.

Highest reenrollment rate in **25 years.**



**94%** undergraduates are Illinois residents.




Northern Illinois University

### NIU State Relations

Katie Davison  
 Director of State Relations  
 kdavison@niu.edu  
[go.niu.edu/state-relations](http://go.niu.edu/state-relations)

# NIU in House District 74



Representative **Bradley Fritts**

## NIU's Impact on the District

**By the Numbers**

<b>348</b> 2025 Students Enrolled.	<b>133</b> Receive MAP Grants.	<b>236</b> Employees.
<b>3,596</b> Alumni.	<b>149</b> Receive Pell Grants.	<b>188</b> Vendors.

---

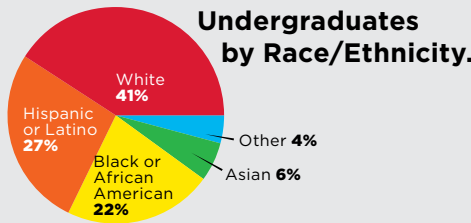
**2025 Degrees Conferred**

<b>70</b> Undergraduate.	<b>25</b> Graduate.
--------------------------	---------------------

### Fall 2025 Enrollment Highlights

# 16,078 Students.

**12,118** Undergraduate.  
**3,608** Graduate.  
**352** College of Law.



### Financial Aid



**49%** undergraduates are **Pell-eligible**.

**46%** undergraduates receive **MAP**.

**86%** Huskie undergraduates receive **financial aid**.

**48%** undergraduates pay no tuition or fees thanks to **AIM HIGH Huskie Pledge**.

**\$30.2 million** in NIU-funded scholarships and grants to undergraduate students.



**4%** increase in enrollment.

Highest reenrollment rate in **25 years.**



**94%** undergraduates are Illinois residents.



Northern Illinois University

### NIU State Relations

Katie Davison  
 Director of State Relations  
 kdavison@niu.edu  
[go.niu.edu/state-relations](http://go.niu.edu/state-relations)

# NIU in House District 75



Representative **Jed Davis**

## NIU's Impact on the District

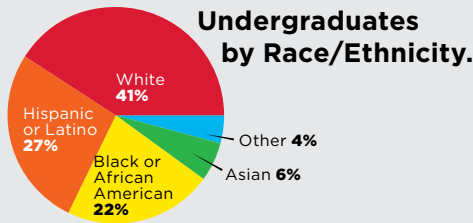
**By the Numbers**

<b>295</b> 2025 Students Enrolled.	<b>90</b> Receive MAP Grants.	<b>47</b> Employees.
<b>3,070</b> Alumni.	<b>105</b> Receive Pell Grants.	<b>63</b> Vendors.
<b>2025 Degrees Conferred</b>	<b>48</b> Undergraduate.	<b>21</b> Graduate.

### Fall 2025 Enrollment Highlights

# 16,078 Students.

**12,118** Undergraduate.  
**3,608** Graduate.  
**352** College of Law.



### Financial Aid



**49%** undergraduates are **Pell-eligible**.

**46%** undergraduates receive **MAP**.

**86%** Huskie undergraduates receive **financial aid**.

**48%** undergraduates pay no tuition or fees thanks to **AIM HIGH Huskie Pledge**.

**\$30.2 million** in NIU-funded scholarships and grants to undergraduate students.



**4%** increase in enrollment.

Highest reenrollment rate in **25 years.**



**94%** undergraduates are Illinois residents.




Northern Illinois University

### NIU State Relations

Katie Davison  
 Director of State Relations  
 kdavison@niu.edu  
[go.niu.edu/state-relations](http://go.niu.edu/state-relations)

# NIU in House District 76



Representative **Amy Briel**

## NIU's Impact on the District

By the Numbers

<b>1,284</b> 2025 Students Enrolled.	<b>372</b> Receive MAP Grants.	<b>936</b> Employees.
<b>6,093</b> Alumni.	<b>500</b> Receive Pell Grants.	<b>3,816</b> Vendors.

---

2025 Degrees Conferred

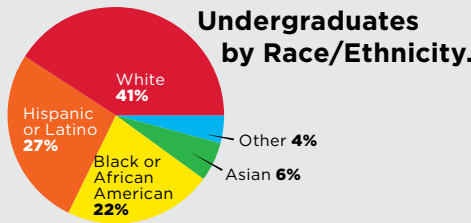
<b>196</b> Undergraduate.	<b>208</b> Graduate.
---------------------------	----------------------

### Fall 2025 Enrollment Highlights

# 16,078

## Students.

**12,118** Undergraduate.  
**3,608** Graduate.  
**352** College of Law.



### Financial Aid



**49%** undergraduates are Pell-eligible.

**46%** undergraduates receive MAP.

**86%** Huskie undergraduates receive financial aid.

**48%** undergraduates pay no tuition or fees thanks to AIM HIGH Huskie Pledge.

**\$30.2 million** in NIU-funded scholarships and grants to undergraduate students.



**4%** increase in enrollment.

Highest reenrollment rate in **25 years.**



**94%** undergraduates are Illinois residents.



Northern Illinois University

### NIU State Relations

Katie Davison  
 Director of State Relations  
 kdavison@niu.edu  
[go.niu.edu/state-relations](http://go.niu.edu/state-relations)

# NIU in House District 77



Representative **Norma Hernandez**

## NIU's Impact on the District

By the Numbers

**69** 2025 Students Enrolled.  
**489** Alumni.

**36** Receive MAP Grants.  
**38** Receive Pell Grants.

**2** Employees.  
**24** Vendors.

2025 Degrees Conferred

**17** Undergraduate.

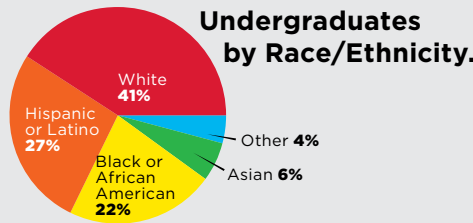
**4** Graduate.

### Fall 2025 Enrollment Highlights

# 16,078

Students.

**12,118** Undergraduate.  
**3,608** Graduate.  
**352** College of Law.



### Financial Aid



**49%** undergraduates are Pell-eligible.

**46%** undergraduates receive MAP.

**86%** Huskie undergraduates receive financial aid.

**48%** undergraduates pay no tuition or fees thanks to AIM HIGH Huskie Pledge.

**\$30.2 million** in NIU-funded scholarships and grants to undergraduate students.



**4%** increase in enrollment.

Highest reenrollment rate in **25 years.**



**94%** undergraduates are Illinois residents.



Northern Illinois University

### NIU State Relations

Katie Davison  
Director of State Relations  
kdavison@niu.edu  
[go.niu.edu/state-relations](http://go.niu.edu/state-relations)

# NIU in House District 78



Representative **Camille Y. Lilly**

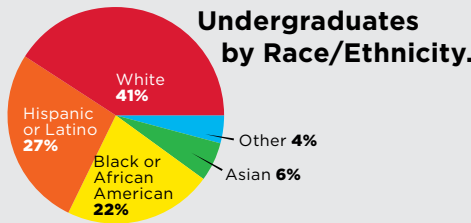
## NIU's Impact on the District

By the Numbers	<b>88</b> 2025 Students Enrolled.	<b>40</b> Receive MAP Grants.	<b>27</b> Employees.
	<b>1,208</b> Alumni.	<b>50</b> Receive Pell Grants.	<b>58</b> Vendors.
<hr/>			
2025 Degrees Conferred	<b>9</b> Undergraduate.	<b>4</b> Graduate.	

### Fall 2025 Enrollment Highlights

# 16,078 Students.

**12,118** Undergraduate.  
**3,608** Graduate.  
**352** College of Law.



### Financial Aid



**49%** undergraduates are Pell-eligible.

**46%** undergraduates receive MAP.

**86%** Huskie undergraduates receive financial aid.


**48%** undergraduates pay no tuition or fees thanks to AIM HIGH Huskie Pledge.

**\$30.2 million** in NIU-funded scholarships and grants to undergraduate students.



**4%** increase in enrollment.

Highest reenrollment rate in **25 years.**



**94%** undergraduates are Illinois residents.



Northern Illinois University

### NIU State Relations

Katie Davison  
 Director of State Relations  
 kdavison@niu.edu  
[go.niu.edu/state-relations](http://go.niu.edu/state-relations)

# NIU in House District 79



Representative **Jackie Haas**

## NIU's Impact on the District

By the Numbers

**79** 2025 Students Enrolled.  
**564** Alumni.

**36** Receive MAP Grants.  
**44** Receive Pell Grants.

**1** Employees.  
**20** Vendors.

2025 Degrees Conferred

**9** Undergraduate.

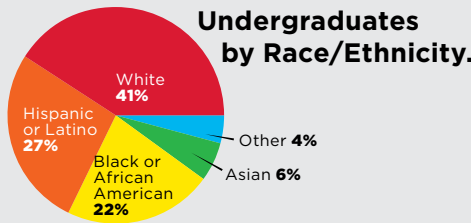
**2** Graduate.

### Fall 2025 Enrollment Highlights

# 16,078

Students.

**12,118** Undergraduate.  
**3,608** Graduate.  
**352** College of Law.



### Financial Aid



**49%** undergraduates are Pell-eligible.

**46%** undergraduates receive MAP.

**86%** Huskie undergraduates receive financial aid.

**48%** undergraduates pay no tuition or fees thanks to AIM HIGH Huskie Pledge.

**\$30.2 million** in NIU-funded scholarships and grants to undergraduate students.



**4%** increase in enrollment.

Highest reenrollment rate in **25 years.**



**94%** undergraduates are Illinois residents.



Northern Illinois University

### NIU State Relations

Katie Davison  
Director of State Relations  
kdavison@niu.edu  
[go.niu.edu/state-relations](http://go.niu.edu/state-relations)

# NIU in House District 80



Representative **Anthony DeLuca**

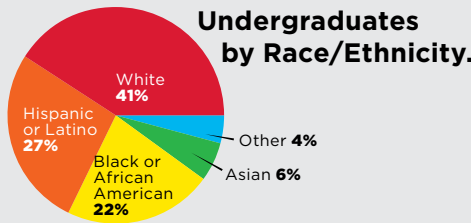
## NIU's Impact on the District

By the Numbers	<b>93</b> 2025 Students Enrolled.	<b>42</b> Receive MAP Grants.	<b>4</b> Employees.
	<b>1,096</b> Alumni.	<b>51</b> Receive Pell Grants.	<b>17</b> Vendors.
<hr/>			
2025 Degrees Conferred	<b>18</b> Undergraduate.	<b>5</b> Graduate.	

### Fall 2025 Enrollment Highlights

# 16,078 Students.

**12,118** Undergraduate.  
**3,608** Graduate.  
**352** College of Law.



### Financial Aid



**49%** undergraduates are Pell-eligible.

**46%** undergraduates receive MAP.

**86%** Huskie undergraduates receive financial aid.

**48%** undergraduates pay no tuition or fees thanks to AIM HIGH Huskie Pledge.

**\$30.2 million** in NIU-funded scholarships and grants to undergraduate students.



**4%** increase in enrollment.

Highest reenrollment rate in **25 years.**



**94%** undergraduates are Illinois residents.




Northern Illinois University

### NIU State Relations

Katie Davison  
 Director of State Relations  
 kdavison@niu.edu  
[go.niu.edu/state-relations](http://go.niu.edu/state-relations)

# NIU in House District 81



Representative **Anne Stava**

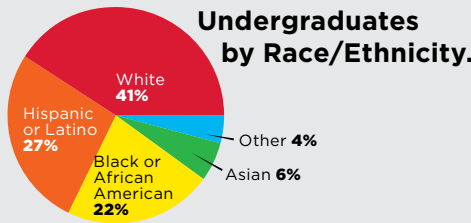
## NIU's Impact on the District

By the Numbers	<b>133</b> 2025 Students Enrolled.	<b>22</b> Receive MAP Grants.	<b>34</b> Employees.
	<b>3,278</b> Alumni.	<b>33</b> Receive Pell Grants.	<b>63</b> Vendors.
<hr/>			
2025 Degrees Conferred	<b>16</b> Undergraduate.	<b>10</b> Graduate.	

### Fall 2025 Enrollment Highlights

# 16,078 Students.

**12,118** Undergraduate.  
**3,608** Graduate.  
**352** College of Law.



### Financial Aid



**49%** undergraduates are Pell-eligible.

**46%** undergraduates receive MAP.

**86%** Huskie undergraduates receive financial aid.

**48%** undergraduates pay no tuition or fees thanks to AIM HIGH Huskie Pledge.

**\$30.2 million** in NIU-funded scholarships and grants to undergraduate students.



**4%** increase in enrollment.

Highest reenrollment rate in **25 years.**



**94%** undergraduates are Illinois residents.



Northern Illinois University

### NIU State Relations

Katie Davison  
 Director of State Relations  
 kdavison@niu.edu  
[go.niu.edu/state-relations](http://go.niu.edu/state-relations)

# NIU in House District 82



Representative **Nicole La Ha**

## NIU's Impact on the District

By the Numbers

**60** 2025 Students Enrolled.  
**2,181** Alumni.

**11** Receive MAP Grants.  
**16** Receive Pell Grants.

**10** Employees.  
**45** Vendors.

2025 Degrees Conferred

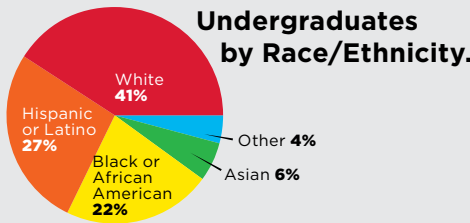
**13** Undergraduate.

**5** Graduate.

### Fall 2025 Enrollment Highlights

**16,078** Students.

**12,118** Undergraduate.  
**3,608** Graduate.  
**352** College of Law.



### Financial Aid



**49%** undergraduates are Pell-eligible.

**46%** undergraduates receive MAP.

**86%** Huskie undergraduates receive financial aid.

**48%** undergraduates pay no tuition or fees thanks to AIM HIGH Huskie Pledge.

**\$30.2 million** in NIU-funded scholarships and grants to undergraduate students.



**4%** increase in enrollment.

Highest reenrollment rate in **25 years.**



**94%** undergraduates are Illinois residents.




Northern Illinois University

### NIU State Relations

Katie Davison  
Director of State Relations  
kdavison@niu.edu  
[go.niu.edu/state-relations](http://go.niu.edu/state-relations)

# NIU in House District 83



Representative **Matt Hanson**

## NIU's Impact on the District

**By the Numbers**

<b>370</b> 2025 Students Enrolled.	<b>108</b> Receive MAP Grants.	<b>117</b> Employees.
<b>4,653</b> Alumni.	<b>129</b> Receive Pell Grants.	<b>162</b> Vendors.

---

**2025 Degrees Conferred**

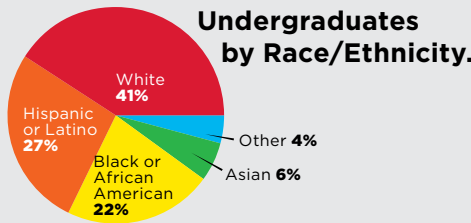
<b>62</b> Undergraduate.	<b>29</b> Graduate.
--------------------------	---------------------

### Fall 2025 Enrollment Highlights

# 16,078

## Students.

**12,118** Undergraduate.  
**3,608** Graduate.  
**352** College of Law.



### Financial Aid



**49%** undergraduates are **Pell-eligible**.

**46%** undergraduates receive **MAP**.

**86%** Huskie undergraduates receive **financial aid**.

**48%** undergraduates pay no tuition or fees thanks to **AIM HIGH Huskie Pledge**.

**\$30.2 million** in NIU-funded scholarships and grants to undergraduate students.



**4%** increase in enrollment.

Highest reenrollment rate in **25 years.**



**94%** undergraduates are Illinois residents.



Northern Illinois University

### NIU State Relations

Katie Davison  
 Director of State Relations  
 kdavison@niu.edu  
[go.niu.edu/state-relations](http://go.niu.edu/state-relations)

# NIU in House District 84



Representative **Stephanie A. Kifowit**

## NIU's Impact on the District

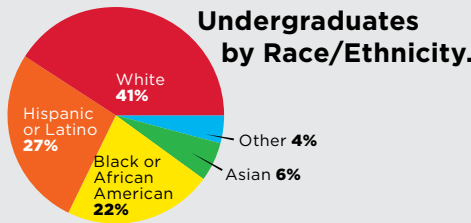
**By the Numbers**

<b>277</b> 2025 Students Enrolled.	<b>87</b> Receive MAP Grants.	<b>49</b> Employees.
<b>2,691</b> Alumni.	<b>103</b> Receive Pell Grants.	<b>79</b> Vendors.
<b>2025 Degrees Conferred</b>	<b>45</b> Undergraduate.	<b>18</b> Graduate.

### Fall 2025 Enrollment Highlights

# 16,078 Students.

**12,118** Undergraduate.  
**3,608** Graduate.  
**352** College of Law.



### Financial Aid



**49%** undergraduates are Pell-eligible.

**46%** undergraduates receive MAP.

**86%** Huskie undergraduates receive financial aid.


**48%** undergraduates pay no tuition or fees thanks to AIM HIGH Huskie Pledge.

**\$30.2 million** in NIU-funded scholarships and grants to undergraduate students.



**4%** increase in enrollment.

Highest reenrollment rate in **25 years.**



**94%** undergraduates are Illinois residents.



Northern Illinois University

### NIU State Relations

Katie Davison  
 Director of State Relations  
 kdavison@niu.edu  
[go.niu.edu/state-relations](http://go.niu.edu/state-relations)

# NIU in House District 85



Representative **Dagmara Avelar**

## NIU's Impact on the District

By the Numbers

**137** 2025 Students Enrolled.  
**1,547** Alumni.

**61** Receive MAP Grants.  
**74** Receive Pell Grants.

**13** Employees.  
**37** Vendors.

2025 Degrees Conferred

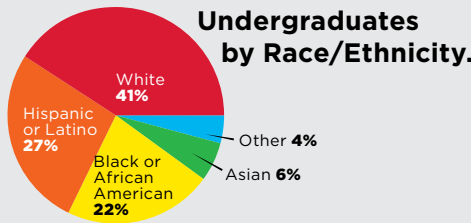
**21** Undergraduate.

**5** Graduate.

### Fall 2025 Enrollment Highlights

**16,078** Students.

**12,118** Undergraduate.  
**3,608** Graduate.  
**352** College of Law.



### Financial Aid



**49%** undergraduates are Pell-eligible.

**46%** undergraduates receive MAP.

**86%** Huskie undergraduates receive financial aid.

**48%** undergraduates pay no tuition or fees thanks to AIM HIGH Huskie Pledge.

**\$30.2 million** in NIU-funded scholarships and grants to undergraduate students.



**4%** increase in enrollment.

Highest reenrollment rate in **25 years.**



**94%** undergraduates are Illinois residents.




Northern Illinois University

### NIU State Relations

Katie Davison  
Director of State Relations  
kdavison@niu.edu  
[go.niu.edu/state-relations](http://go.niu.edu/state-relations)

# NIU in House District 86



Representative **Lawrence "Larry" Walsh Jr.**

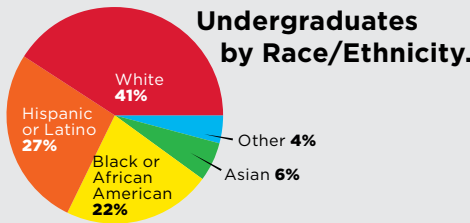
## NIU's Impact on the District

By the Numbers	<b>90</b> 2025 Students Enrolled.	<b>41</b> Receive MAP Grants.	<b>2</b> Employees.
	<b>1,020</b> Alumni.	<b>44</b> Receive Pell Grants.	<b>19</b> Vendors.
2025 Degrees Conferred	<b>16</b> Undergraduate.	<b>6</b> Graduate.	

### Fall 2025 Enrollment Highlights

# 16,078 Students.

**12,118** Undergraduate.  
**3,608** Graduate.  
**352** College of Law.



### Financial Aid



**49%** undergraduates are Pell-eligible.

**46%** undergraduates receive MAP.

**86%** Huskie undergraduates receive financial aid.

**48%** undergraduates pay no tuition or fees thanks to AIM HIGH Huskie Pledge.

**\$30.2 million** in NIU-funded scholarships and grants to undergraduate students.



**4%** increase in enrollment.

Highest reenrollment rate in **25 years.**



**94%** undergraduates are Illinois residents.



Northern Illinois University

### NIU State Relations

Katie Davison  
 Director of State Relations  
 kdavison@niu.edu  
[go.niu.edu/state-relations](http://go.niu.edu/state-relations)

# NIU in House District 87



Representative **William E. Hauter**

## NIU's Impact on the District

By the Numbers

**21** 2025 Students Enrolled.  
**284** Alumni.

**6** Receive MAP Grants.  
**7** Receive Pell Grants.

**5** Employees.  
**7** Vendors.

2025 Degrees Conferred

**2** Undergraduate.

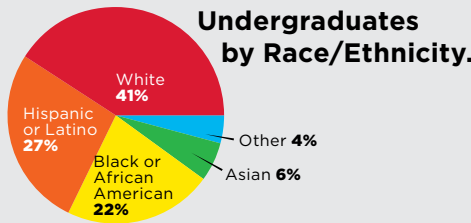
**1** Graduate.

### Fall 2025 Enrollment Highlights

# 16,078

Students.

**12,118** Undergraduate.  
**3,608** Graduate.  
**352** College of Law.



### Financial Aid



**49%** undergraduates are Pell-eligible.

**46%** undergraduates receive MAP.

**86%** Huskie undergraduates receive financial aid.

**48%** undergraduates pay no tuition or fees thanks to AIM HIGH Huskie Pledge.

**\$30.2 million** in NIU-funded scholarships and grants to undergraduate students.



**4%** increase in enrollment.

Highest reenrollment rate in **25 years.**



**94%** undergraduates are Illinois residents.




Northern Illinois University

### NIU State Relations

Katie Davison  
Director of State Relations  
kdavison@niu.edu  
[go.niu.edu/state-relations](http://go.niu.edu/state-relations)

# NIU in House District 88



Representative **Regan Deering**

## NIU's Impact on the District

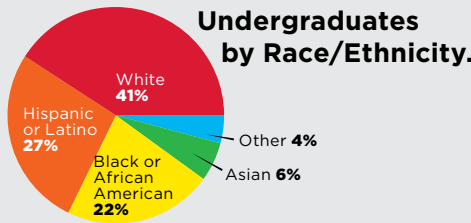
### By the Numbers

<b>25</b> 2025 Students Enrolled.	<b>6</b> Receive MAP Grants.	<b>5</b> Employees.
<b>454</b> Alumni.	<b>11</b> Receive Pell Grants.	<b>7</b> Vendors.
<hr/>		
<b>2025 Degrees Conferred</b>	<b>4</b> Undergraduate.	<b>4</b> Graduate.

### Fall 2025 Enrollment Highlights

# 16,078 Students.

**12,118** Undergraduate.  
**3,608** Graduate.  
**352** College of Law.



### Financial Aid



**49%** undergraduates are **Pell-eligible**.

**46%** undergraduates receive **MAP**.

**86%** Huskie undergraduates receive **financial aid**.

**48%** undergraduates pay no tuition or fees thanks to **AIM HIGH Huskie Pledge**.

**\$30.2 million** in NIU-funded scholarships and grants to undergraduate students.



**4%** increase in enrollment.

Highest reenrollment rate in **25 years.**



**94%** undergraduates are Illinois residents.



Northern Illinois University

### NIU State Relations

Katie Davison  
 Director of State Relations  
 kdavison@niu.edu  
[go.niu.edu/state-relations](http://go.niu.edu/state-relations)

# NIU in House District 89



Representative **Tony M. McCombie**

## NIU's Impact on the District

By the Numbers

**310** 2025 Students Enrolled.  
**3,552** Alumni.

**92** Receive MAP Grants.  
**122** Receive Pell Grants.

**120** Employees.  
**132** Vendors.

2025 Degrees Conferred

**60** Undergraduate.

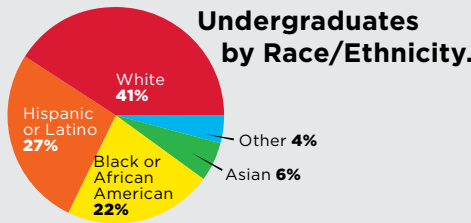
**35** Graduate.

### Fall 2025 Enrollment Highlights

# 16,078

Students.

**12,118** Undergraduate.  
**3,608** Graduate.  
**352** College of Law.



**4%** increase in enrollment.

Highest reenrollment rate in **25 years.**



**94%** undergraduates are Illinois residents.

### Financial Aid



**49%** undergraduates are Pell-eligible.

**46%** undergraduates receive MAP.

**86%** Huskie undergraduates receive financial aid.

**48%** undergraduates pay no tuition or fees thanks to AIM HIGH Huskie Pledge.

**\$30.2 million** in NIU-funded scholarships and grants to undergraduate students.




Northern Illinois University

### NIU State Relations

Katie Davison  
Director of State Relations  
kdavison@niu.edu  
[go.niu.edu/state-relations](http://go.niu.edu/state-relations)

# NIU in House District 90



Representative **John M. Cabello**

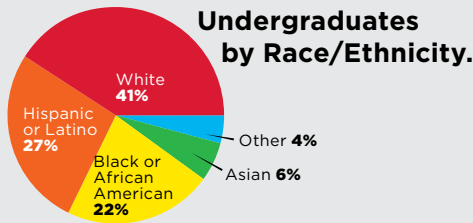
## NIU's Impact on the District

By the Numbers	<b>270</b> 2025 Students Enrolled.	<b>83</b> Receive MAP Grants.	<b>26</b> Employees.
	<b>3,348</b> Alumni.	<b>111</b> Receive Pell Grants.	<b>74</b> Vendors.
<hr/>			
2025 Degrees Conferred	<b>54</b> Undergraduate.	<b>13</b> Graduate.	

### Fall 2025 Enrollment Highlights

# 16,078 Students.

**12,118** Undergraduate.  
**3,608** Graduate.  
**352** College of Law.



### Financial Aid



**49%** undergraduates are Pell-eligible.

**46%** undergraduates receive MAP.

**86%** Huskie undergraduates receive financial aid.

**48%** undergraduates pay no tuition or fees thanks to AIM HIGH Huskie Pledge.

**\$30.2 million** in NIU-funded scholarships and grants to undergraduate students.



**4%** increase in enrollment.

Highest reenrollment rate in **25 years.**



**94%** undergraduates are Illinois residents.



Northern Illinois University

### NIU State Relations

Katie Davison  
 Director of State Relations  
 kdavison@niu.edu  
[go.niu.edu/state-relations](http://go.niu.edu/state-relations)

# NIU in House District 91



Representative **Sharon Chung**

## NIU's Impact on the District

By the Numbers

**32** 2025 Students Enrolled.  
**369** Alumni.

**14** Receive MAP Grants.  
**15** Receive Pell Grants.

**4** Employees.  
**38** Vendors.

2025 Degrees Conferred

**1** Undergraduate.

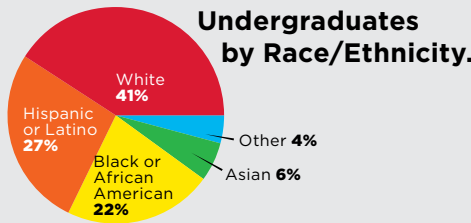
**2** Graduate.

### Fall 2025 Enrollment Highlights

# 16,078

Students.

**12,118** Undergraduate.  
**3,608** Graduate.  
**352** College of Law.



### Financial Aid



**49%** undergraduates are Pell-eligible.

**46%** undergraduates receive MAP.

**86%** Huskie undergraduates receive financial aid.

**48%** undergraduates pay no tuition or fees thanks to AIM HIGH Huskie Pledge.

**\$30.2 million** in NIU-funded scholarships and grants to undergraduate students.



**4%** increase in enrollment.

Highest reenrollment rate in **25 years.**



**94%** undergraduates are Illinois residents.



Northern Illinois University

### NIU State Relations

Katie Davison  
Director of State Relations  
kdavison@niu.edu  
[go.niu.edu/state-relations](http://go.niu.edu/state-relations)

# NIU in House District 92



Representative **Jehan Gordon-Booth**

## NIU's Impact on the District

By the Numbers

**36** 2025 Students Enrolled.  
**395** Alumni.

**11** Receive MAP Grants.  
**16** Receive Pell Grants.

**4** Employees.  
**18** Vendors.

2025 Degrees Conferred

**6** Undergraduate.

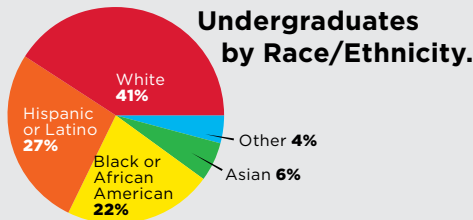
**0** Graduate.

### Fall 2025 Enrollment Highlights

# 16,078

Students.

**12,118** Undergraduate.  
**3,608** Graduate.  
**352** College of Law.



**4%** increase in enrollment.

Highest reenrollment rate in **25 years.**



**94%** undergraduates are Illinois residents.

### Financial Aid



**49%** undergraduates are Pell-eligible.

**46%** undergraduates receive MAP.

**86%** Huskie undergraduates receive financial aid.

**48%** undergraduates pay no tuition or fees thanks to AIM HIGH Huskie Pledge.

**\$30.2 million** in NIU-funded scholarships and grants to undergraduate students.



Northern Illinois University

### NIU State Relations

Katie Davison  
Director of State Relations  
kdavison@niu.edu  
[go.niu.edu/state-relations](http://go.niu.edu/state-relations)

# NIU in House District 93



Representative **Travis Weaver**

## NIU's Impact on the District

### By the Numbers

**33** 2025 Students Enrolled.  
**388** Alumni.

**8** Receive MAP Grants.  
**8** Receive Pell Grants.

**2** Employees.  
**8** Vendors.

### 2025 Degrees Conferred

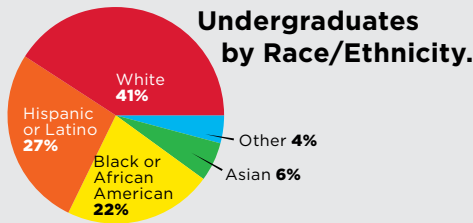
**3** Undergraduate.

**1** Graduate.

### Fall 2025 Enrollment Highlights

**16,078** Students.

**12,118** Undergraduate.  
**3,608** Graduate.  
**352** College of Law.



**4%** increase in enrollment.

Highest reenrollment rate in **25 years.**



**94%** undergraduates are Illinois residents.

### Financial Aid



**49%** undergraduates are Pell-eligible.

**46%** undergraduates receive MAP.

**86%** Huskie undergraduates receive financial aid.

**48%** undergraduates pay no tuition or fees thanks to AIM HIGH Huskie Pledge.

**\$30.2 million** in NIU-funded scholarships and grants to undergraduate students.



Northern Illinois University

### NIU State Relations

Katie Davison  
Director of State Relations  
kdavison@niu.edu  
[go.niu.edu/state-relations](http://go.niu.edu/state-relations)

# NIU in House District 94



Representative **Norine K. Hammond**

## NIU's Impact on the District

### By the Numbers

**21** 2025 Students Enrolled.  
**188** Alumni.

**7** Receive MAP Grants.  
**9** Receive Pell Grants.

**0** Employees.  
**10** Vendors.

### 2025 Degrees Conferred

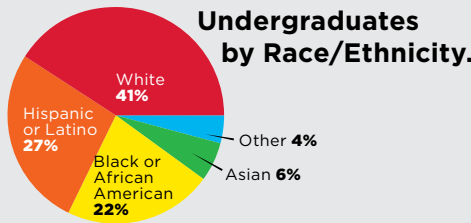
**8** Undergraduate.

**1** Graduate.

### Fall 2025 Enrollment Highlights

**16,078** Students.

**12,118** Undergraduate.  
**3,608** Graduate.  
**352** College of Law.



### Financial Aid



**49%** undergraduates are Pell-eligible.

**46%** undergraduates receive MAP.

**86%** Huskie undergraduates receive financial aid.

**48%** undergraduates pay no tuition or fees thanks to AIM HIGH Huskie Pledge.

**\$30.2 million** in NIU-funded scholarships and grants to undergraduate students.



**4%** increase in enrollment.

Highest reenrollment rate in **25 years.**



**94%** undergraduates are Illinois residents.




Northern Illinois University

### NIU State Relations

Katie Davison  
Director of State Relations  
kdavison@niu.edu  
[go.niu.edu/state-relations](http://go.niu.edu/state-relations)

# NIU in House District 95



Representative **Michael J. Coffey Jr.**

## NIU's Impact on the District

By the Numbers

**14** 2025 Students Enrolled.  
**379** Alumni.

**2** Receive MAP Grants.  
**2** Receive Pell Grants.

**2** Employees.  
**30** Vendors.

2025 Degrees Conferred

**0** Undergraduate.

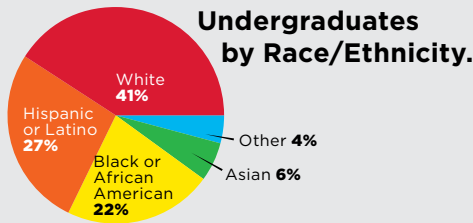
**4** Graduate.

### Fall 2025 Enrollment Highlights

# 16,078

Students.

**12,118** Undergraduate.  
**3,608** Graduate.  
**352** College of Law.



### Financial Aid



**49%** undergraduates are Pell-eligible.

**46%** undergraduates receive MAP.

**86%** Huskie undergraduates receive financial aid.


**48%** undergraduates pay no tuition or fees thanks to AIM HIGH Huskie Pledge.

**\$30.2 million** in NIU-funded scholarships and grants to undergraduate students.



**4%** increase in enrollment.

Highest reenrollment rate in **25 years.**



**94%** undergraduates are Illinois residents.



Northern Illinois University

### NIU State Relations

Katie Davison  
Director of State Relations  
kdavison@niu.edu  
[go.niu.edu/state-relations](http://go.niu.edu/state-relations)

# NIU in House District 96



Representative **Sue Scherer**

## NIU's Impact on the District

By the Numbers

**23** 2025 Students Enrolled.  
**192** Alumni.

**10** Receive MAP Grants.  
**13** Receive Pell Grants.

**2** Employees.  
**129** Vendors.

2025 Degrees Conferred

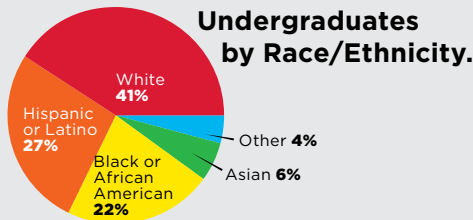
**0** Undergraduate.

**2** Graduate.

### Fall 2025 Enrollment Highlights

**16,078** Students.

**12,118** Undergraduate.  
**3,608** Graduate.  
**352** College of Law.



### Financial Aid



**49%** undergraduates are Pell-eligible.

**46%** undergraduates receive MAP.

**86%** Huskie undergraduates receive financial aid.

**48%** undergraduates pay no tuition or fees thanks to AIM HIGH Huskie Pledge.

**\$30.2 million** in NIU-funded scholarships and grants to undergraduate students.



**4%** increase in enrollment.

Highest reenrollment rate in **25 years.**



**94%** undergraduates are Illinois residents.



Northern Illinois University

### NIU State Relations

Katie Davison  
Director of State Relations  
kdavison@niu.edu  
[go.niu.edu/state-relations](http://go.niu.edu/state-relations)

# NIU in House District 97



Representative **Harry Benton**

## NIU's Impact on the District

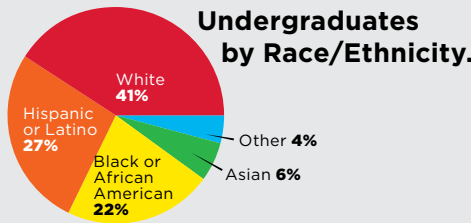
**By the Numbers**

<b>265</b> 2025 Students Enrolled.	<b>77</b> Receive MAP Grants.	<b>22</b> Employees.
<b>2,443</b> Alumni.	<b>95</b> Receive Pell Grants.	<b>28</b> Vendors.
<b>2025 Degrees Conferred</b>	<b>48</b> Undergraduate.	<b>16</b> Graduate.

### Fall 2025 Enrollment Highlights

# 16,078 Students.

**12,118** Undergraduate.  
**3,608** Graduate.  
**352** College of Law.



### Financial Aid



**49%** undergraduates are **Pell-eligible**.

**46%** undergraduates receive **MAP**.

**86%** Huskie undergraduates receive **financial aid**.

**48%** undergraduates pay no tuition or fees thanks to **AIM HIGH Huskie Pledge**.

**\$30.2 million** in NIU-funded scholarships and grants to undergraduate students.



**4%** increase in enrollment.

Highest reenrollment rate in **25 years.**



**94%** undergraduates are Illinois residents.



Northern Illinois University

### NIU State Relations

Katie Davison  
 Director of State Relations  
 kdavison@niu.edu  
[go.niu.edu/state-relations](http://go.niu.edu/state-relations)

# NIU in House District 98



Representative **Natalie A. Manley**

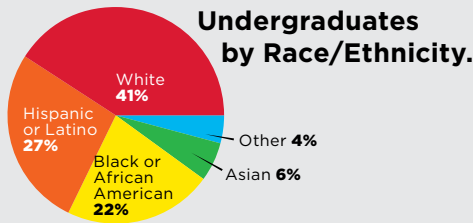
## NIU's Impact on the District

By the Numbers	<b>180</b> 2025 Students Enrolled.	<b>67</b> Receive MAP Grants.	<b>13</b> Employees.
	<b>1,466</b> Alumni.	<b>82</b> Receive Pell Grants.	<b>27</b> Vendors.
2025 Degrees Conferred	<b>36</b> Undergraduate.	<b>8</b> Graduate.	

### Fall 2025 Enrollment Highlights

# 16,078 Students.

**12,118** Undergraduate.  
**3,608** Graduate.  
**352** College of Law.



### Financial Aid



**49%** undergraduates are Pell-eligible.

**46%** undergraduates receive MAP.

**86%** Huskie undergraduates receive financial aid.

**48%** undergraduates pay no tuition or fees thanks to AIM HIGH Huskie Pledge.

**\$30.2 million** in NIU-funded scholarships and grants to undergraduate students.



**4%** increase in enrollment.

Highest reenrollment rate in **25 years.**



**94%** undergraduates are Illinois residents.



Northern Illinois University

### NIU State Relations

Katie Davison  
 Director of State Relations  
 kdavison@niu.edu  
[go.niu.edu/state-relations](http://go.niu.edu/state-relations)

# NIU in House District 99



Representative **Kyle Moore**

## NIU's Impact on the District

### By the Numbers

**12** 2025 Students Enrolled.  
**150** Alumni.

**4** Receive MAP Grants.  
**6** Receive Pell Grants.

**2** Employees.  
**9** Vendors.

### 2025 Degrees Conferred

**5** Undergraduate.

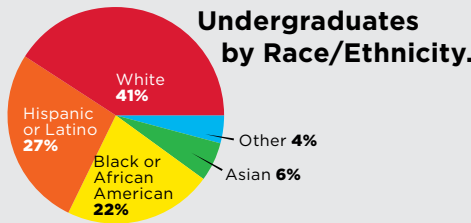
**0** Graduate.

### Fall 2025 Enrollment Highlights

# 16,078

Students.

**12,118** Undergraduate.  
**3,608** Graduate.  
**352** College of Law.



**4%** increase in enrollment.

Highest reenrollment rate in **25 years.**



**94%** undergraduates are Illinois residents.

### Financial Aid



**49%** undergraduates are Pell-eligible.

**46%** undergraduates receive MAP.

**86%** Huskie undergraduates receive financial aid.

**48%** undergraduates pay no tuition or fees thanks to AIM HIGH Huskie Pledge.

**\$30.2 million** in NIU-funded scholarships and grants to undergraduate students.



Northern Illinois University

### NIU State Relations

Katie Davison  
Director of State Relations  
kdavison@niu.edu  
[go.niu.edu/state-relations](http://go.niu.edu/state-relations)

# NIU in House District 100



Representative **Christopher "C.D." Davidsmeyer**

## NIU's Impact on the District

### By the Numbers

**13** 2025 Students Enrolled.  
**77** Alumni.

**4** Receive MAP Grants.  
**3** Receive Pell Grants.

**3** Employees.  
**5** Vendors.

### 2025 Degrees Conferred

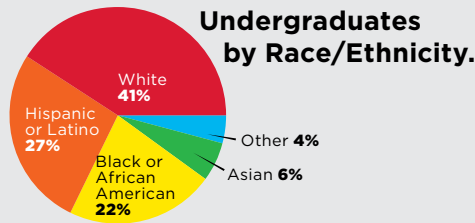
**0** Undergraduate.

**3** Graduate.

### Fall 2025 Enrollment Highlights

**16,078** Students.

**12,118** Undergraduate.  
**3,608** Graduate.  
**352** College of Law.



**4%** increase in enrollment.

Highest reenrollment rate in **25 years.**



**94%** undergraduates are Illinois residents.

### Financial Aid



**49%** undergraduates are Pell-eligible.

**46%** undergraduates receive MAP.

**86%** Huskie undergraduates receive financial aid.

**48%** undergraduates pay no tuition or fees thanks to AIM HIGH Huskie Pledge.

**\$30.2 million** in NIU-funded scholarships and grants to undergraduate students.



Northern Illinois University

### NIU State Relations

Katie Davison  
Director of State Relations  
kdavison@niu.edu  
[go.niu.edu/state-relations](http://go.niu.edu/state-relations)

# NIU in House District 101



Representative **Chris Miller**

## NIU's Impact on the District

### By the Numbers

**21** 2025 Students Enrolled.  
**213** Alumni.

**4** Receive MAP Grants.  
**6** Receive Pell Grants.

**7** Employees.  
**20** Vendors.

### 2025 Degrees Conferred

**4** Undergraduate.

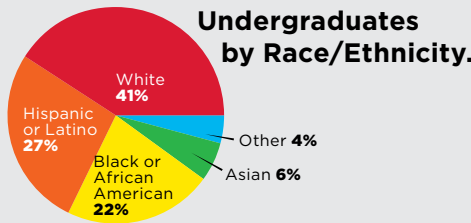
**2** Graduate.

## Fall 2025 Enrollment Highlights

# 16,078

Students.

**12,118** Undergraduate.  
**3,608** Graduate.  
**352** College of Law.



## Financial Aid



**49%** undergraduates are Pell-eligible.

**46%** undergraduates receive MAP.

**86%** Huskie undergraduates receive financial aid.

**48%** undergraduates pay no tuition or fees thanks to AIM HIGH Huskie Pledge.

**\$30.2 million** in NIU-funded scholarships and grants to undergraduate students.



**4%** increase in enrollment.

Highest reenrollment rate in **25 years.**



**94%** undergraduates are Illinois residents.



Northern Illinois University

### NIU State Relations

Katie Davison  
Director of State Relations  
kdavison@niu.edu  
[go.niu.edu/state-relations](http://go.niu.edu/state-relations)

# NIU in House District 102



Representative **Adam M. Niemerg**

## NIU's Impact on the District

### By the Numbers

**3** 2025 Students Enrolled.

**1** Receive MAP Grants.

**0** Employees.

**91** Alumni.

**1** Receive Pell Grants.

**4** Vendors.

### 2025 Degrees Conferred

**0** Undergraduate.

**0** Graduate.

### Fall 2025 Enrollment Highlights

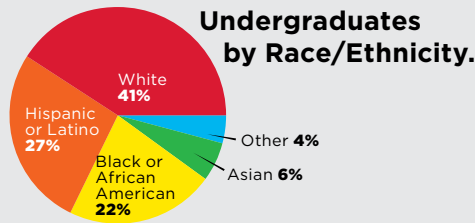
# 16,078

Students.

**12,118** Undergraduate.

**3,608** Graduate.

**352** College of Law.



### Financial Aid



**49%** undergraduates are **Pell-eligible**.

**46%** undergraduates receive **MAP**.

**86%** Huskie undergraduates receive **financial aid**.

**48%** undergraduates pay no tuition or fees thanks to **AIM HIGH Huskie Pledge**.

**\$30.2 million** in NIU-funded scholarships and grants to undergraduate students.



**4%** increase in enrollment.

Highest reenrollment rate in **25 years.**



**94%**

undergraduates are Illinois residents.



Northern Illinois University

### NIU State Relations

Katie Davison

Director of State Relations

[kdavison@niu.edu](mailto:kdavison@niu.edu)

[go.niu.edu/state-relations](http://go.niu.edu/state-relations)

# NIU in House District 103



Representative **Carol Ammons**

## NIU's Impact on the District

By the Numbers

**15** 2025 Students Enrolled.  
**200** Alumni.

**6** Receive MAP Grants.  
**7** Receive Pell Grants.

**18** Employees.  
**61** Vendors.

2025 Degrees Conferred

**3** Undergraduate.

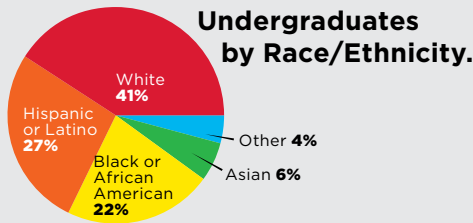
**1** Graduate.

### Fall 2025 Enrollment Highlights

# 16,078

Students.

**12,118** Undergraduate.  
**3,608** Graduate.  
**352** College of Law.



### Financial Aid



**49%** undergraduates are Pell-eligible.

**46%** undergraduates receive MAP.

**86%** Huskie undergraduates receive financial aid.

**48%** undergraduates pay no tuition or fees thanks to AIM HIGH Huskie Pledge.

**\$30.2 million** in NIU-funded scholarships and grants to undergraduate students.



**4%** increase in enrollment.

Highest reenrollment rate in **25 years.**



**94%** undergraduates are Illinois residents.



Northern Illinois University

### NIU State Relations

Katie Davison  
Director of State Relations  
kdavison@niu.edu  
[go.niu.edu/state-relations](http://go.niu.edu/state-relations)

# NIU in House District 104



Representative **Brandun Schweizer**

## NIU's Impact on the District

By the Numbers

**16** 2025 Students Enrolled.  
**264** Alumni.

**7** Receive MAP Grants.  
**8** Receive Pell Grants.

**24** Employees.  
**28** Vendors.

2025 Degrees Conferred

**2** Undergraduate.

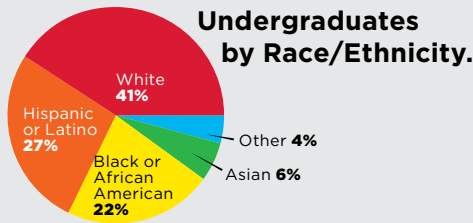
**1** Graduate.

### Fall 2025 Enrollment Highlights

# 16,078

Students.

**12,118** Undergraduate.  
**3,608** Graduate.  
**352** College of Law.



### Financial Aid



**49%** undergraduates are Pell-eligible.

**46%** undergraduates receive MAP.

**86%** Huskie undergraduates receive financial aid.

**48%** undergraduates pay no tuition or fees thanks to AIM HIGH Huskie Pledge.

**\$30.2 million** in NIU-funded scholarships and grants to undergraduate students.



**4%** increase in enrollment.

Highest reenrollment rate in **25 years.**



**94%** undergraduates are Illinois residents.




Northern Illinois University

### NIU State Relations

Katie Davison  
Director of State Relations  
kdavison@niu.edu  
[go.niu.edu/state-relations](http://go.niu.edu/state-relations)

# NIU in House District 105



Representative **Dennis Tipword**

## NIU's Impact on the District

By the Numbers

**39** 2025 Students Enrolled.  
**632** Alumni.

**8** Receive MAP Grants.  
**10** Receive Pell Grants.

**9** Employees.  
**10** Vendors.

2025 Degrees Conferred

**15** Undergraduate.

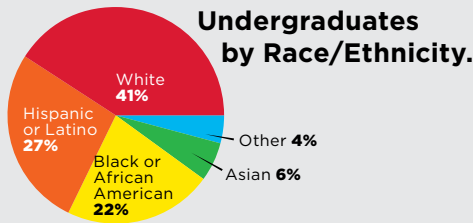
**5** Graduate.

### Fall 2025 Enrollment Highlights

# 16,078

Students.

**12,118** Undergraduate.  
**3,608** Graduate.  
**352** College of Law.



### Financial Aid



**49%** undergraduates are Pell-eligible.

**46%** undergraduates receive MAP.

**86%** Huskie undergraduates receive financial aid.

**48%** undergraduates pay no tuition or fees thanks to AIM HIGH Huskie Pledge.

**\$30.2 million** in NIU-funded scholarships and grants to undergraduate students.



**4%** increase in enrollment.

Highest reenrollment rate in **25 years.**



**94%** undergraduates are Illinois residents.



Northern Illinois University

### NIU State Relations

Katie Davison  
Director of State Relations  
kdavison@niu.edu  
[go.niu.edu/state-relations](http://go.niu.edu/state-relations)

# NIU in House District 106



Representative **Jason R. Bunting**

## NIU's Impact on the District

By the Numbers

**53** 2025 Students Enrolled.  
**627** Alumni.

**16** Receive MAP Grants.  
**20** Receive Pell Grants.

**3** Employees.  
**8** Vendors.

2025 Degrees Conferred

**11** Undergraduate.

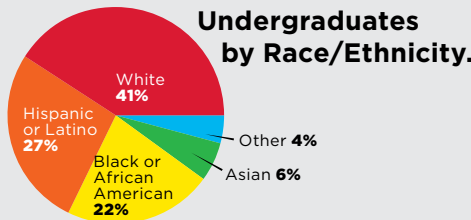
**5** Graduate.

### Fall 2025 Enrollment Highlights

# 16,078

Students.

**12,118** Undergraduate.  
**3,608** Graduate.  
**352** College of Law.



**4%** increase in enrollment.

Highest reenrollment rate in **25 years.**



**94%** undergraduates are Illinois residents.

### Financial Aid



**49%** undergraduates are Pell-eligible.

**46%** undergraduates receive MAP.

**86%** Huskie undergraduates receive financial aid.

**48%** undergraduates pay no tuition or fees thanks to AIM HIGH Huskie Pledge.

**\$30.2 million** in NIU-funded scholarships and grants to undergraduate students.



Northern Illinois University

### NIU State Relations

Katie Davison  
Director of State Relations  
kdavison@niu.edu  
[go.niu.edu/state-relations](http://go.niu.edu/state-relations)

# NIU in House District 107



Representative **Brad Halbrook**

## NIU's Impact on the District

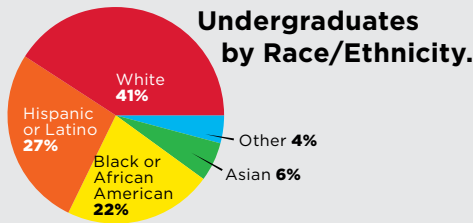
### By the Numbers

<b>5</b> 2025 Students Enrolled.	<b>0</b> Receive MAP Grants.	<b>5</b> Employees.
<b>102</b> Alumni.	<b>0</b> Receive Pell Grants.	<b>6</b> Vendors.
<b>2025 Degrees Conferred</b>	<b>1</b> Undergraduate.	<b>0</b> Graduate.

### Fall 2025 Enrollment Highlights

# 16,078 Students.

**12,118** Undergraduate.  
**3,608** Graduate.  
**352** College of Law.



### Financial Aid



**49%** undergraduates are **Pell-eligible**.

**46%** undergraduates receive **MAP**.

**86%** Huskie undergraduates receive **financial aid**.

**48%** undergraduates pay no tuition or fees thanks to **AIM HIGH Huskie Pledge**.

**\$30.2 million** in NIU-funded scholarships and grants to undergraduate students.



**4%** increase in enrollment.

Highest reenrollment rate in **25 years.**



**94%** undergraduates are Illinois residents.



Northern Illinois University

### NIU State Relations

Katie Davison  
 Director of State Relations  
 kdavison@niu.edu  
[go.niu.edu/state-relations](http://go.niu.edu/state-relations)

# NIU in House District 108



Representative **Wayne A. Rosenthal**

## NIU's Impact on the District

### By the Numbers

**10** 2025 Students Enrolled.  
**155** Alumni.

**2** Receive MAP Grants.  
**3** Receive Pell Grants.

**1** Employees.  
**7** Vendors.

### 2025 Degrees Conferred

**3** Undergraduate.

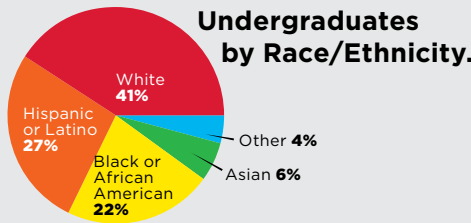
**2** Graduate.

### Fall 2025 Enrollment Highlights

# 16,078


Students.

**12,118** Undergraduate.  
**3,608** Graduate.  
**352** College of Law.



**4%** increase in enrollment.

Highest reenrollment rate in **25 years.**



**94%** undergraduates are Illinois residents.

### Financial Aid



**49%** undergraduates are Pell-eligible.

**46%** undergraduates receive MAP.

**86%** Huskie undergraduates receive financial aid.

**48%** undergraduates pay no tuition or fees thanks to AIM HIGH Huskie Pledge.

**\$30.2 million** in NIU-funded scholarships and grants to undergraduate students.



Northern Illinois University

### NIU State Relations

Katie Davison  
Director of State Relations  
kdavison@niu.edu  
[go.niu.edu/state-relations](http://go.niu.edu/state-relations)

# NIU in House District 109



Representative **Charles Meier**

## NIU's Impact on the District

### By the Numbers

**15** 2025 Students Enrolled.  
**106** Alumni.

**0** Receive MAP Grants.  
**1** Receive Pell Grants.

**1** Employees.  
**7** Vendors.

### 2025 Degrees Conferred

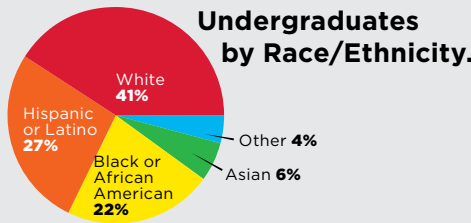
**4** Undergraduate.

**0** Graduate.

### Fall 2025 Enrollment Highlights

**16,078** Students.

**12,118** Undergraduate.  
**3,608** Graduate.  
**352** College of Law.



**4%** increase in enrollment.

Highest reenrollment rate in **25 years.**



**94%** undergraduates are Illinois residents.

### Financial Aid



**49%** undergraduates are Pell-eligible.

**46%** undergraduates receive MAP.

**86%** Huskie undergraduates receive financial aid.

**48%** undergraduates pay no tuition or fees thanks to AIM HIGH Huskie Pledge.

**\$30.2 million** in NIU-funded scholarships and grants to undergraduate students.



Northern Illinois University

### NIU State Relations

Katie Davison  
Director of State Relations  
kdavison@niu.edu  
[go.niu.edu/state-relations](http://go.niu.edu/state-relations)

# NIU in House District 110



Representative **Blaine Wilhour**

## NIU's Impact on the District

### By the Numbers

**6** 2025 Students Enrolled.

**0** Receive MAP Grants.

**3** Employees.

**56** Alumni.

**0** Receive Pell Grants.

**3** Vendors.

### 2025 Degrees Conferred

**0** Undergraduate.

**3** Graduate.

### Fall 2025 Enrollment Highlights

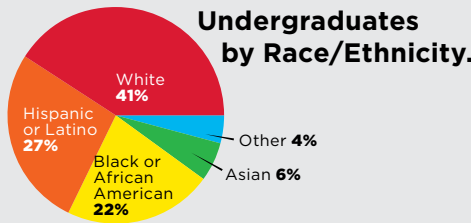
# 16,078

Students.

**12,118** Undergraduate.

**3,608** Graduate.

**352** College of Law.



### Financial Aid



**49%** undergraduates are **Pell-eligible**.

**46%** undergraduates receive **MAP**.

**86%** Huskie undergraduates receive **financial aid**.

**48%** undergraduates pay no tuition or fees thanks to **AIM HIGH Huskie Pledge**.

**\$30.2 million** in NIU-funded scholarships and grants to undergraduate students.



**4%** increase in enrollment.

Highest reenrollment rate in **25 years.**



**94%** undergraduates are Illinois residents.



Northern Illinois University

### NIU State Relations

Katie Davison

Director of State Relations

[kdavison@niu.edu](mailto:kdavison@niu.edu)

[go.niu.edu/state-relations](http://go.niu.edu/state-relations)

# NIU in House District 111



Representative **Amy Elik**

## NIU's Impact on the District

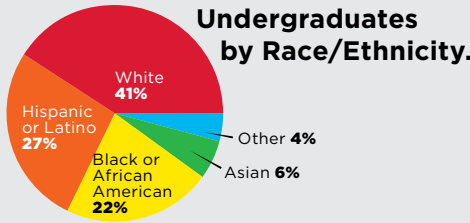
### By the Numbers

<b>5</b> 2025 Students Enrolled.	<b>1</b> Receive MAP Grants.	<b>1</b> Employees.
<b>81</b> Alumni.	<b>2</b> Receive Pell Grants.	<b>1</b> Vendors.
<b>2025 Degrees Conferred</b>	<b>1</b> Undergraduate.	<b>0</b> Graduate.

### Fall 2025 Enrollment Highlights

# 16,078 Students.

**12,118** Undergraduate.  
**3,608** Graduate.  
**352** College of Law.



### Financial Aid



**49%** undergraduates are Pell-eligible.

**46%** undergraduates receive MAP.

**86%** Huskie undergraduates receive financial aid.


**48%** undergraduates pay no tuition or fees thanks to AIM HIGH Huskie Pledge.

**\$30.2 million** in NIU-funded scholarships and grants to undergraduate students.



**4%** increase in enrollment.

Highest reenrollment rate in **25 years.**



**94%** undergraduates are Illinois residents.



Northern Illinois University

### NIU State Relations

Katie Davison  
 Director of State Relations  
 kdavison@niu.edu  
[go.niu.edu/state-relations](http://go.niu.edu/state-relations)

# NIU in House District 112



Representative **Katie Stuart**

## NIU's Impact on the District

### By the Numbers

**14** 2025 Students Enrolled.  
**133** Alumni.

**4** Receive MAP Grants.  
**5** Receive Pell Grants.

**0** Employees.  
**12** Vendors.

### 2025 Degrees Conferred

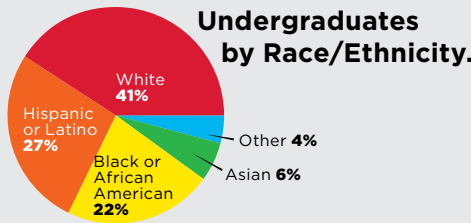
**1** Undergraduate.

**0** Graduate.

### Fall 2025 Enrollment Highlights

**16,078** Students.

**12,118** Undergraduate.  
**3,608** Graduate.  
**352** College of Law.



### Financial Aid



**49%** undergraduates are Pell-eligible.

**46%** undergraduates receive MAP.

**86%** Huskie undergraduates receive financial aid.

**48%** undergraduates pay no tuition or fees thanks to AIM HIGH Huskie Pledge.

**\$30.2 million** in NIU-funded scholarships and grants to undergraduate students.



**4%** increase in enrollment.

Highest reenrollment rate in **25 years.**



**94%** undergraduates are Illinois residents.



Northern Illinois University

### NIU State Relations

Katie Davison  
Director of State Relations  
kdavison@niu.edu  
[go.niu.edu/state-relations](http://go.niu.edu/state-relations)

# NIU in House District 113



Representative **Jay Hoffman**

## NIU's Impact on the District

### By the Numbers

**19** 2025 Students Enrolled.

**5** Receive MAP Grants.

**4** Employees.

**88** Alumni.

**6** Receive Pell Grants.

**2** Vendors.

### 2025 Degrees Conferred

**1** Undergraduate.

**0** Graduate.

### Fall 2025 Enrollment Highlights

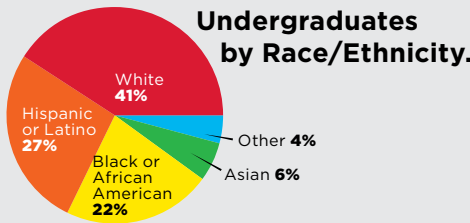
# 16,078

Students.

**12,118** Undergraduate.

**3,608** Graduate.

**352** College of Law.



### Financial Aid



**49%** undergraduates are **Pell-eligible**.

**46%** undergraduates receive **MAP**.

**86%** Huskie undergraduates receive **financial aid**.

**48%** undergraduates pay no tuition or fees thanks to **AIM HIGH Huskie Pledge**.

**\$30.2 million** in NIU-funded scholarships and grants to undergraduate students.



**4%** increase in enrollment.

Highest reenrollment rate in **25 years.**



**94%**

undergraduates are Illinois residents.



Northern Illinois University

### NIU State Relations


Katie Davison

Director of State Relations

[kdavison@niu.edu](mailto:kdavison@niu.edu)

[go.niu.edu/state-relations](http://go.niu.edu/state-relations)

# NIU in House District 114



Representative **Kevin Schmidt**

## NIU's Impact on the District

### By the Numbers

**13** 2025 Students Enrolled.

**8** Receive MAP Grants.

**1** Employees.

**83** Alumni.

**10** Receive Pell Grants.

**8** Vendors.

### 2025 Degrees Conferred

**1** Undergraduate.

**0** Graduate.

### Fall 2025 Enrollment Highlights

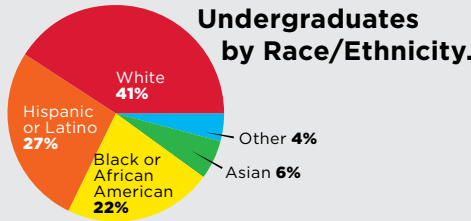
# 16,078

Students.

**12,118** Undergraduate.

**3,608** Graduate.

**352** College of Law.



### Financial Aid



**49%** undergraduates are Pell-eligible.

**46%** undergraduates receive MAP.

**86%** Huskie undergraduates receive financial aid.


**48%** undergraduates pay no tuition or fees thanks to AIM HIGH Huskie Pledge.

**\$30.2 million** in NIU-funded scholarships and grants to undergraduate students.



**4%** increase in enrollment.

Highest reenrollment rate in **25 years.**



**94%**

undergraduates are Illinois residents.



Northern Illinois University

### NIU State Relations

Katie Davison

Director of State Relations

[kdavison@niu.edu](mailto:kdavison@niu.edu)

[go.niu.edu/state-relations](http://go.niu.edu/state-relations)

# NIU in House District 115



Representative **David Friess**

## NIU's Impact on the District

### By the Numbers

**7** 2025 Students Enrolled.  
**70** Alumni.

**0** Receive MAP Grants.  
**1** Receive Pell Grants.

**3** Employees.  
**2** Vendors.

### 2025 Degrees Conferred

**0** Undergraduate.

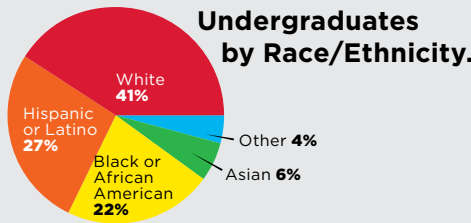
**0** Graduate.

### Fall 2025 Enrollment Highlights

# 16,078

Students.

**12,118** Undergraduate.  
**3,608** Graduate.  
**352** College of Law.



### Financial Aid



**49%** undergraduates are **Pell-eligible**.

**46%** undergraduates receive **MAP**.

**86%** Huskie undergraduates receive **financial aid**.

**48%** undergraduates pay no tuition or fees thanks to **AIM HIGH Huskie Pledge**.

**\$30.2 million** in NIU-funded scholarships and grants to undergraduate students.



**4%** increase in enrollment.

Highest reenrollment rate in **25 years.**



**94%** undergraduates are Illinois residents.



Northern Illinois University

### NIU State Relations

Katie Davison  
Director of State Relations  
kdavison@niu.edu  
[go.niu.edu/state-relations](http://go.niu.edu/state-relations)

# NIU in House District 116



Representative **Dave Severin**

## NIU's Impact on the District

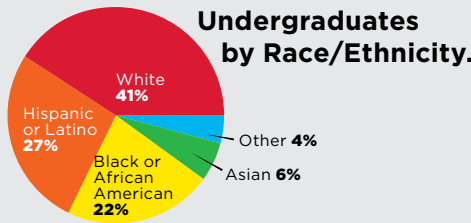
### By the Numbers

<b>4</b> 2025 Students Enrolled.	<b>0</b> Receive MAP Grants.	<b>1</b> Employees.
<b>49</b> Alumni.	<b>1</b> Receive Pell Grants.	<b>3</b> Vendors.
<b>2025 Degrees Conferred</b>	<b>1</b> Undergraduate.	<b>0</b> Graduate.

### Fall 2025 Enrollment Highlights

# 16,078 Students.

**12,118** Undergraduate.  
**3,608** Graduate.  
**352** College of Law.



### Financial Aid



**49%** undergraduates are **Pell-eligible**.

**46%** undergraduates receive **MAP**.

**86%** Huskie undergraduates receive **financial aid**.

**48%** undergraduates pay no tuition or fees thanks to **AIM HIGH Huskie Pledge**.

**\$30.2 million** in NIU-funded scholarships and grants to undergraduate students.



**4%** increase in enrollment.

Highest reenrollment rate in **25 years.**



**94%** undergraduates are Illinois residents.




Northern Illinois University

### NIU State Relations

Katie Davison  
 Director of State Relations  
 kdavison@niu.edu  
[go.niu.edu/state-relations](http://go.niu.edu/state-relations)

# NIU in House District 117



Representative **Patrick Windhorst**

## NIU's Impact on the District

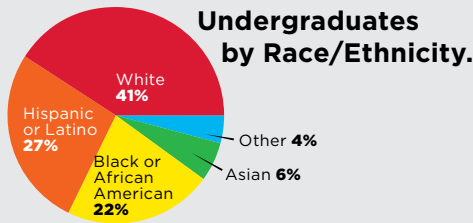
### By the Numbers

<b>1</b> 2025 Students Enrolled.	<b>0</b> Receive MAP Grants.	<b>3</b> Employees.
<b>65</b> Alumni.	<b>0</b> Receive Pell Grants.	<b>3</b> Vendors.
<b>2025 Degrees Conferred</b>	<b>0</b> Undergraduate.	<b>0</b> Graduate.

### Fall 2025 Enrollment Highlights

# 16,078 Students.

**12,118** Undergraduate.  
**3,608** Graduate.  
**352** College of Law.



### Financial Aid



**49%** undergraduates are **Pell-eligible**.

**46%** undergraduates receive **MAP**.

**86%** Huskie undergraduates receive **financial aid**.

**48%** undergraduates pay no tuition or fees thanks to **AIM HIGH Huskie Pledge**.

**\$30.2 million** in NIU-funded scholarships and grants to undergraduate students.



**4%** increase in enrollment.

Highest reenrollment rate in **25 years.**



**94%** undergraduates are Illinois residents.




Northern Illinois University

### NIU State Relations

Katie Davison  
 Director of State Relations  
 kdavison@niu.edu  
[go.niu.edu/state-relations](http://go.niu.edu/state-relations)

# NIU in House District 118



Representative **Paul Jacobs**

## NIU's Impact on the District

### By the Numbers

**13** 2025 Students Enrolled.  
**122** Alumni.

**5** Receive MAP Grants.  
**4** Receive Pell Grants.

**8** Employees.  
**28** Vendors.

### 2025 Degrees Conferred

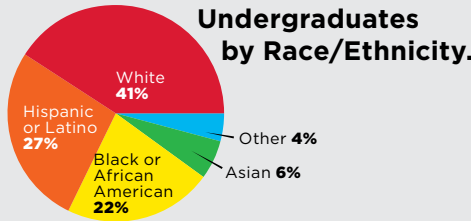
**1** Undergraduate.

**1** Graduate.

## Fall 2025 Enrollment Highlights

# 16,078 Students.

**12,118** Undergraduate.  
**3,608** Graduate.  
**352** College of Law.



## Financial Aid



**49%** undergraduates are **Pell-eligible**.

**46%** undergraduates receive **MAP**.

**86%** Huskie undergraduates receive **financial aid**.


**48%** undergraduates pay no tuition or fees thanks to **AIM HIGH Huskie Pledge**.

**\$30.2 million** in NIU-funded scholarships and grants to undergraduate students.



**4%** increase in enrollment.

Highest reenrollment rate in **25 years.**



**94%** undergraduates are Illinois residents.



Northern Illinois University

### NIU State Relations

Katie Davison  
Director of State Relations  
kdavison@niu.edu  
[go.niu.edu/state-relations](http://go.niu.edu/state-relations)